

Central Lancashire Online Knowledge (CLOK)

Title	Meet the nanomachnes that could drive a medical revolution
Type	Article
URL	https://clock.uclan.ac.uk/id/eprint/16397/
DOI	
Date	2016
Citation	Sen, Tapas (2016) Meet the nanomachnes that could drive a medical revolution. The Conversation.
Creators	Sen, Tapas

It is advisable to refer to the publisher's version if you intend to cite from the work.

For information about Research at UCLan please go to <http://www.uclan.ac.uk/research/>

All outputs in CLOK are protected by Intellectual Property Rights law, including Copyright law. Copyright, IPR and Moral Rights for the works on this site are retained by the individual authors and/or other copyright owners. Terms and conditions for use of this material are defined in the <http://clock.uclan.ac.uk/policies/>

If you value trustworthy expertise then please support us.

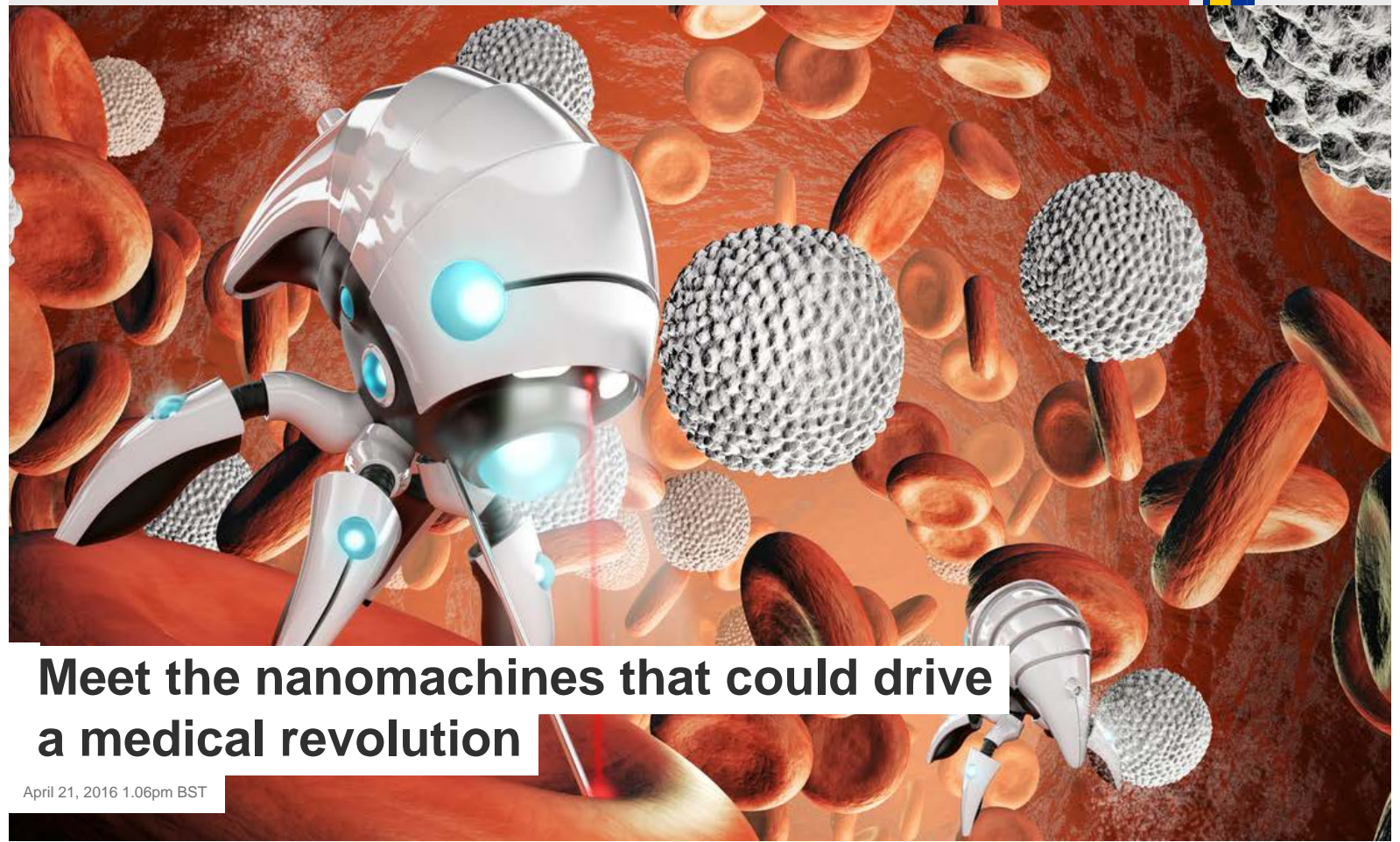
The Conversation UK is a not-for-profit, registered charity, sharing knowledge from the world's best universities with a diverse, global audience of readers.

Make a donation

Don't show again ☐

☐ Academic rigour, journalistic flair

Arts + Culture Business + Economy Education Environment + Energy Health + Medicine Politics + Society **Science + Technology** Brexit



Meet the nanomachines that could drive a medical revolution

April 21, 2016 1.06pm BST


Shutterstock

- ☐ Email
- ☐ Twitter 77
- ☐ Facebook 124
- ☐ LinkedIn 36
- ☐ Print

A group of physicists recently built the [smallest engine ever created](#) from just a single atom. Like any other engine it converts heat energy into movement – but it does so on a smaller scale than seen before. The atom is trapped in a cone of electromagnetic energy and lasers are used to heat it up and cool it down, which causes the atom to move back and forth in the cone like an engine piston.

The scientists from the University of Mainz in Germany who are behind the invention don't have a particular use in mind for the engine. But it's a good illustration of how we are increasingly able to replicate the everyday machines we rely on at a tiny scale. This is opening the way for some exciting possibilities in the

Author



Tapas Sen
Reader in Nanomaterials
Chemistry, University of Central
Lancashire

Disclosure statement

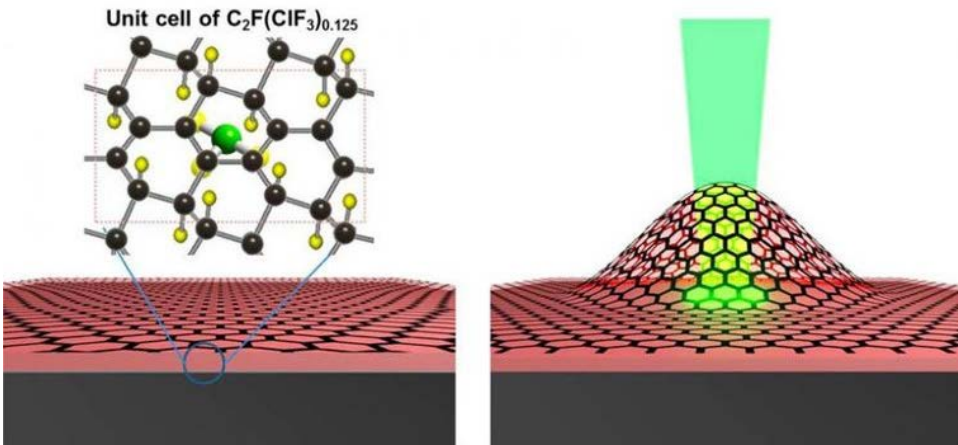
Tapas Sen receives funding from
UK-India Educational and

future, particularly in the use of nanorobots [in medicine](#), that could be sent into the body to release targeted drugs or even [fight diseases such as cancer](#).

[Nanotechnology](#) deals with ultra-small objects equivalent to one billionth of a metre in size, which sounds an impossibly tiny scale at which to build machines. But size is relative to how close you are to an object. We can't see things at the nanoscale with the naked eye, just as we can't see the outer planets of the solar system. Yet if we zoom in – with a telescope for the planets or a powerful electron microscope for nano-objects – then we change the frame of reference and things look very different.

However, even after getting a closer look, we still can't build machines at the nanoscale using conventional engineering tools. While regular machines, such as the internal combustion engines in most cars, operate according to the rules of physics laid out by Isaac Newton, things at the nanoscale follow the more complex laws of [quantum mechanics](#). So we need different tools that take into account the quantum world in order to manipulate atoms and molecules in a way that uses them as building blocks for nanomachines. Here are four more tiny machines that could have a big impact.

Graphene engine for nanorobots



Graphene bulge. American Chemical Society

Researchers from Singapore have recently demonstrated a simple but [nano-sized engine](#) made from a highly elastic piece of [graphene](#). Graphene is a two-dimensional sheet of carbon atoms that has exceptional mechanical strength. Inserting some chlorine and fluorine molecules into the graphene lattice and firing a laser at it causes the sheet to expand. Rapidly turning the laser on and off makes the graphene pump back and forth like the piston in an internal combustion engine.

The [researchers think](#) the graphene nano-engine could be used to power [tiny robots](#), for example to attack cancer cells in the body. Or it could be used in a so-called “[lab-on-a-chip](#)” – a device that shrinks the functions of a chemistry lab into tiny package that can be used for rapid blood tests, among other things.

Research Initiative (UKIRI) and Royal Society. This article does not represent the views of the research councils or other public funding bodies.

Partners



[University of Central Lancashire](#) provides funding as a member of The Conversation UK.

The Conversation UK receives funding from Hefce, Hefcw, SAGE, SFC, RCUK, The Nuffield Foundation, The Ogden Trust, The Royal Society, The Wellcome Trust, Esmée Fairbairn Foundation and The Alliance for Useful Evidence, as well as sixty five university members.

[View the full list](#)


Republish this article



Republish our articles for free, online or in print, under Creative Commons licence.

Frictionless nano-rotor

The rotors that produce movement in machines such as aircraft engines and fans all usually suffer from friction, which limits their performance. Nanotechnology can be used to create a motor from a single molecule, which can rotate without any friction. Normal rotors interact with the air according to Newton's laws as they spin round and so experience friction. But, at the nanoscale, molecular rotors follow quantum law, meaning they don't interact with the air in the same way and so friction doesn't affect their performance.



Molecular motor. Palma, C.-A.; Kühne, D.; Klappenberger, F.; Barth, J.V. - Technische Universität München

Nature has actually already shown us that molecular motors are possible. Certain proteins can travel along a surface using a rotating mechanism that create movement from chemical energy. These [motor proteins](#) are what cause cells to contract and so are responsible for our muscle movements.

Researchers from Germany [recently reported](#) creating a molecular rotor by placing moving molecules inside a tiny hexagonal hole known as a nanopore in a thin piece of silver. The position and movement of the molecules meant they began to rotate around the hole like a rotor. Again, this form of nano-engine could be used to power a tiny robot around the body.

Controllable nano-rockets

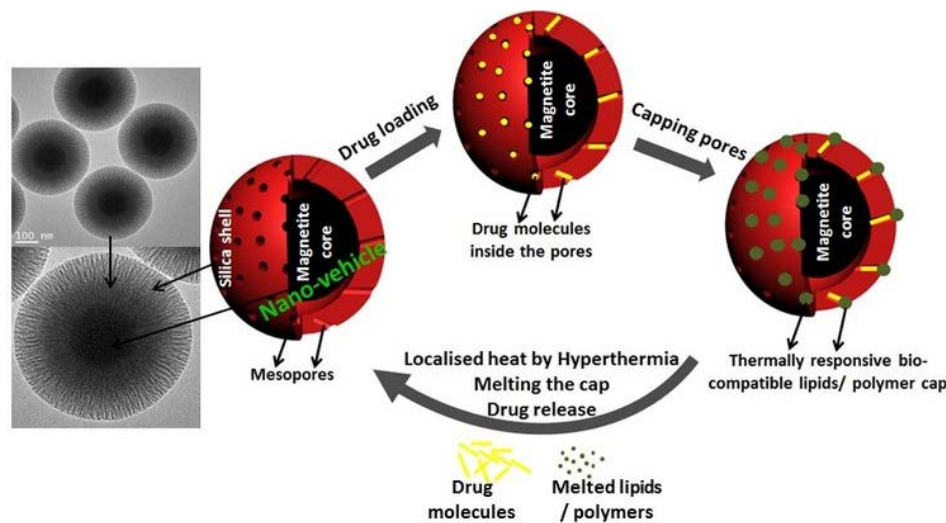


A rocket is the fastest man-made vehicle that can freely travel across the universe. [Several groups of researchers](#) have recently constructed a high-speed, remote-controlled nanoscale version of a rocket by combining nanoparticles with biological

molecules.

[In one case](#), the body of the rocket was made from a polystyrene bead covered in gold and chromium. This was attached to multiple “catalytic engine” molecules using strands of DNA. When placed in a solution of hydrogen peroxide, the engine molecules caused a chemical reaction that produced oxygen bubbles, forcing the rocket to move in the opposite direction. Shining a beam of ultra-violet light on one side of the rocket causes the DNA to break apart, detaching the engines and changing the rocket’s direction of travel. The researchers hope to develop the rocket so it can be used in any environment, for example to deliver drugs to a target area of the body.

Magnetic nano-vehicles for carrying drugs



Magnetic nanoparticles. Tapas Sen, Author provided

My [own research group](#) is among those [working on a simpler way](#) to carry drugs through the body that is already being explored with [magnetic nanoparticles](#). Drugs are injected into a magnetic shell structure that can expand in the presence of heat or light. This means that, once inserted into the body, they can be guided to the target area using magnets and then activated to expand and release their drug.

The technology is also being studied for medical imaging. Creating the nanoparticles to gather in certain tissues and then scanning the body with a magnetic resonance imaging (MRI) could help [highlight problems such as diabetes](#).

☐ Nanotechnology ☐ Nanobot ☐ Nanoparticles ☐ Medical technology ☐ Nanorobots

☐ Tweet

☐ Share

☐ Get newsletter

We produce knowledge-based, ethical journalism. Please donate and help us thrive. Tax deductible.

Make a donation

You might also like

Folding graphene like origami may allow us to wear sensors in our skin

Explainer: Nanotechnology and you

New cancer-hunting ‘nano-robots’ to seek and destroy tumours

Finding an affordable way to use graphene is the key to its success



Comments



There are no comments on this article yet.
Have your say, post a comment on this article.

Sign in to comment

Most popular on The Conversation

Five maps that will change how you see the world

Polarised light and the super sense you didn't know you had

Claim of link between intelligence and cannabis use in adolescence provides fresh headache for researchers

The human brain makes fructose, researchers discover – here's why that might be a big deal

The things every child with autism wishes you knew

Astronomers to peer into a black hole for first time with new Event Horizon Telescope

Busting three myths around elite sports performance

Why victims and survivors of atrocities need a right to the truth

Reasons to be cheerful as Liberty Media era dawns in Formula One

How breast milk could help prevent the antibiotic apocalypse

Events

Inaugural Lecture: From micelles to materials — Bath, Bath and North East Somerset

A form in search of itself: some reflections on recent pieces — London, Islington

Matt Alexander — Bath, Somerset

Non-negotiated Brexit: a realistic scenario or a folly? — London, London, City of

Diverse Routes to Justice: 50 Years of Commercial Dispute Resolution in London — Hatfield, Hertfordshire

MORE EVENTS

Expert Database

Find experts with knowledge in:*

THE CONVERSATION

- Community
- Community standards
- Republishing guidelines
- Friends of The Conversation
- Research and Expert Database

- Company
- Who we are
- Our charter
- Our team
- Our blog

- Stay informed
- Subscribe to our Newsletters

United Kingdom



Events

Our feeds

Donate

Partners and funders

Contributing institutions

Resource for media

Contact us

Follow us on social media

Privacy policy

Terms and conditions

Corrections

Copyright © 2010–2017, The Conversation Trust (UK) Limited