

Central Lancashire Online Knowledge (CLoK)

Title	First Observations of the Magnetic Field inside the Pillars of Creation: Results from the BISTRO Survey
Type	Article
URL	https://clock.uclan.ac.uk/id/eprint/23366/
DOI	https://doi.org/10.3847/2041-8213/aac771
Date	2018
Citation	Pattle, Katherine M, Ward-Thompson, Derek, Hasegawa, Tetsuo, Bastien, Pierre, Kwon, Woojin, Lai, Shih-Ping, Qiu, Keping, Furuya, Ray and Berry, David (2018) First Observations of the Magnetic Field inside the Pillars of Creation: Results from the BISTRO Survey. The Astrophysical Journal Letters, 860 (1). L6. ISSN 2041-8205
Creators	Pattle, Katherine M, Ward-Thompson, Derek, Hasegawa, Tetsuo, Bastien, Pierre, Kwon, Woojin, Lai, Shih-Ping, Qiu, Keping, Furuya, Ray and Berry, David

It is advisable to refer to the publisher's version if you intend to cite from the work.
<https://doi.org/10.3847/2041-8213/aac771>

For information about Research at UCLan please go to <http://www.uclan.ac.uk/research/>

All outputs in CLoK are protected by Intellectual Property Rights law, including Copyright law. Copyright, IPR and Moral Rights for the works on this site are retained by the individual authors and/or other copyright owners. Terms and conditions for use of this material are defined in the <http://clock.uclan.ac.uk/policies/>



First Observations of the Magnetic Field inside the Pillars of Creation: Results from the BISTRO Survey

Kate Pattle^{1,2} , Derek Ward-Thompson¹ , Tetsuo Hasegawa³, Pierre Bastien⁴ ,
Woojin Kwon^{5,6} , Shih-Ping Lai^{2,7} , Keping Qiu^{8,9} , Ray Furuya¹⁰ , and David Berry¹¹

The JCMT BISTRO Survey Team

¹Jeremiah Horrocks Institute, University of Central Lancashire, Preston PR1 2HE, UK; kpattle@gapp.nthu.edu.tw

²Institute of Astronomy and Department of Physics, National Tsing Hua University, Hsinchu, 30013, Taiwan

³National Astronomical Observatory of Japan, 2-21-1 Osawa, Mitaka, Tokyo 181-8588, Japan

⁴Centre de recherche en astrophysique du Québec & département de physique, Université de Montréal, C.P. 6128, Succ. Centre-ville, Montréal QC, H3C 3J7, Canada

⁵Korea Astronomy and Space Science Institute, 776 Daedeokdae-ro, Yuseong-gu, Daejeon, 34055, Republic Of Korea

⁶Korea University of Science and Technology, 217 Gajang-ro, Yuseong-gu, Daejeon, 34113, Republic Of Korea

⁷Academia Sinica Institute of Astronomy and Astrophysics, P.O. Box 23-141, Taipei 10617, Taiwan

⁸School of Astronomy and Space Science, Nanjing University, 163 Xianlin Avenue, Nanjing, 210023, People's Republic of China

⁹Key Laboratory of Modern Astronomy and Astrophysics (Nanjing University), Ministry of Education, Nanjing, 210023, People's Republic of China

¹⁰Institute of Liberal Arts and Sciences, Tokushima University, Minami Jousanajima-machi 1-1, Tokushima, 770-850, Japan

¹¹East Asian Observatory, 660 North A'ohōkū Place, University Park, Hilo, HI 96720, USA

Received 2018 March 8; revised 2018 May 22; accepted 2018 May 22; published 2018 June 7

Abstract

We present the first high-resolution, submillimeter-wavelength polarimetric observations of—and thus direct observations of the magnetic field morphology within—the dense gas of the Pillars of Creation in M16. These 850 μm observations, taken as part of the *B*-Fields in Star-forming Region Observations Survey (BISTRO) using the POL-2 polarimeter on the Submillimeter Common-User Bolometer Array 2 (SCUBA-2) camera on the James Clerk Maxwell Telescope (JCMT), show that the magnetic field runs along the length of the Pillars, perpendicular to and decoupled from the field in the surrounding photoionized cloud. Using the Chandrasekhar–Fermi method we estimate a plane-of-sky magnetic field strength of 170–320 μG in the Pillars, consistent with their having been formed through the compression of gas with initially weak magnetization. The observed magnetic field strength and morphology suggests that the magnetic field may be slowing the Pillars' evolution into cometary globules. We thus hypothesize that the evolution and lifetime of the Pillars may be strongly influenced by the strength of the coupling of their magnetic field to that of their parent photoionized cloud—i.e., that the Pillars' longevity results from magnetic support.

Key words: H II regions – ISM: individual objects (M16) – ISM: magnetic fields – stars: formation – submillimeter: ISM

1. Introduction

One of the most iconic images taken by the *Hubble Space Telescope* (*HST*) was of the “Pillars of Creation” in M16 (Hester et al. 1996). These photoionized columns are typical of those found in high-mass star-forming regions throughout the interstellar medium. M16 is a relatively local (1.8 ± 0.1 kpc; Dufton et al. 2006), well-resolved site of active ongoing star formation (Oliveira 2008), typical of regions forming high-mass ($>8 M_{\odot}$) stars (Zinnecker & Yorke 2007). We present the first detailed measurements of the magnetic field (hereafter *B*-field) in the densest parts of the Pillars, taken as part of the *B*-Fields in Star-forming Region Observations (BISTRO) survey (Ward-Thompson et al. 2017) on the James Clerk Maxwell Telescope (JCMT) using the Submillimeter Common-User Bolometer Array 2 (SCUBA-2) camera and its polarimeter POL-2.

Young massive stars produce sufficient high-energy photons to ionize a volume of their parent molecular cloud, thereby driving a shock into the cloud (Strömgren 1939; Zinnecker & Yorke 2007). These photoionized regions indicate ongoing high-mass star formation. Complex structures can form in the dense gas at the shock interfaces (Spitzer 1954)—particularly, dense neutral columns are frequently seen protruding into

photoionized regions, most famously in M16. The formation and evolution of these pillars remain disputed (White et al. 1999; Williams et al. 2001; Ryutov et al. 2005; hereafter Wh99; Wi01; R05 respectively), with the role of the *B*-field neither observationally nor theoretically well constrained (Williams 2007; hereafter Wi07). Near-infrared extinction observations of M16 suggest a difference in *B*-field direction between the Pillars and the surrounding photoionized cloud (Sugitani et al. 2007), but cannot probe the dense gas of the Pillars themselves.

The heads of the Pillars are dense star-forming molecular condensations (Wh99) interacting with the shock front associated with the young (~ 1.3 Myr; Bonatto et al. 2006) high-mass cluster NGC 6611 (Hillenbrand et al. 1993). Whether these condensations predate, or were formed by, the shock interaction is uncertain (Wh99; Wi01). The heads are being destroyed by the interaction with NGC 6611, with a lifetime of $\lesssim 3 \times 10^6$ year (McLeod et al. 2015), and are thus likely to be considerably longer-lived than the lower-density pillars, which have an estimated lifetime of a few $\times 10^5$ year (Wi01), suggesting that they will become disconnected cometary globules (Bertoldi & McKee 1990) unless another mechanism, such as a *B*-field, is at work.

We observed the Pillars of Creation in 850 μm polarized light with the POL-2 polarimeter (Friberg et al. 2016) on the SCUBA-2 camera (Holland et al. 2013), giving a map of the B -field in the dense gas of photoionized pillars unprecedented in sensitivity, area, and resolution. We observed Pillars I, II, and III (Hester et al. 1996) at high signal-to-noise ratio (S/N), and Pillar IV, the Spire, and SFO30 (not shown) at lower S/N.

2. Observations

The Eagle Nebula was observed in 20 separate 40-minute exposures between 2017 June 6 and 2017 July 27, with a total integration time of 14 hr. The observations were taken in JCMT Band 2 weather, with atmospheric optical depth at 225 GHz, τ_{225} , of $0.05 < \tau_{225} < 0.08$. The BISTRO survey’s observing strategy is described by Ward-Thompson et al. (2017).

The 850 μm POL-2 data were reduced using the *pol2map* routine,¹² recently added to SMURF (Berry et al. 2005; Chapin et al. 2013). The reduction process is described in detail by Kwon et al. (2018). The output Stokes Q , U , and I maps are gridded to 4'' pixels and are calibrated in mJy beam⁻¹. The output vectors are debiased using the mean of their Q and U variances to remove statistical biasing in regions of low signal-to-noise.

Our final map has a FWHM resolution of 14.''1 (0.12 pc; $\sim 25,000$ au), a diameter of 12', and an rms noise level of 0.9 mJy beam⁻¹ in Stokes Q and U intensity on 14.''1 pixels.

3. Results

Figure 1 shows the observed B -field morphology in the Pillars. We detect Pillars I, II, and the material between their bases (the “Ridge”) in polarized light, and marginally detect Pillar III. The B -field clearly runs along the length of the Pillars, apparently turning at the tips of the Pillars (best seen in the head of Pillar I). “Pillar I” has two separate components: Pillar Ia (northwest), located further along the line of sight than II and III, behind the source of ionizing photons; and Pillar Ib (southeast), approximately equidistant with II and III (Pound 1998; McLeod et al. 2015). The apparent change in field direction seen between Pillars Ia and Ib represents different field directions in the two Pillars.

The B -field geometry in the Pillars is significantly different to that in the surrounding photoionized region, as measured using near-infrared extinction polarimetry (Sugitani et al. 2007), as shown in Figure 2. The near-infrared vectors vary smoothly across the photoionized region, producing a singly peaked distribution (at $\sim 90^\circ$ east of north). The B -field in the dense gas shows more complex behavior, with field lines running roughly parallel to the length of the Pillars. The B -field distribution in the dense gas is bimodal, peaking at $\sim 70^\circ$ (head of Ia, Ib, base of IV, Ridge) and $\sim 140^\circ$ (length of Ia, II, IV), compared to mean pillar directions of $134^\circ \pm 17^\circ$ in I, $132^\circ \pm 12^\circ$ in II, $144^\circ \pm 16^\circ$ in IV, and $48^\circ \pm 19^\circ$ in the Ridge. The B -field vectors observed in Pillar II—upon which our subsequent analysis focuses—are shown in detail in Figure 3. The near-infrared polarization vectors observed by Sugitani et al. (2007) in the vicinity of Pillar II are shown alongside.

3.1. B -field Strength

We estimated the plane-of-sky B -field strength in Pillar II—the most well-defined Pillar, with velocity-coherent structure and a linear plane-of-sky morphology—using the Chandrasekhar–Fermi (CF) method (Chandrasekhar & Fermi 1953).

The CF method provides an estimate of the plane-of-sky B -field strength by assuming that the variation in B -field around the mean field direction represents distortion of the B -field lines by non-thermal motions in the gas. The plane-of-sky field strength (B_{pos}) is given by

$$B_{\text{pos}} = Q \sqrt{4\pi\rho} \frac{\sigma_v}{\sigma_\theta} \approx 9.3 \sqrt{n(\text{H}_2)} \frac{\Delta v}{\sigma_\theta} \mu\text{G}, \quad (1)$$

where ρ is the gas density, σ_v is the non-thermal gas velocity dispersion, σ_θ is the standard deviation in polarization angle about the mean field direction, and Q is a factor of order unity that accounts for variation in the field on scales smaller than the beam. We take $Q = 0.5$ throughout (Ostriker et al. 2001; Crutcher et al. 2004). The second form of the expression takes number density of molecular hydrogen ($n(\text{H}_2)$) to be in cm^{-3} , FWHM non-thermal gas velocity dispersion ($\Delta v = \sigma_v \sqrt{8 \ln 2}$) to be in km s^{-1} , and σ_θ to be in degrees (Crutcher et al. 2004).

We gridded the data to 14.''1 (statistically independent) pixels, and selected pixels with S/N in total intensity I of $I/\delta I > 10$ associated with Pillar II. Of these, 16 have S/N in polarization fraction P of $P/\delta P > 2$, and 11 have $P/\delta P > 3$. In order to mitigate against small sample size effects potentially introduced by using only the $P/\delta P > 3$ sample, we found the weighted standard deviations of both samples. The $P/\delta P > 3$ sample has a weighted dispersion in angle of $\sigma_\theta = 14.4^\circ$, while the $P/\delta P > 2$ sample has a very similar $\sigma_\theta = 14.1^\circ$. We thus adopt $\sigma_\theta \sim 14.4^\circ$ as being a representative value. We assume that all dispersion in the position angles of the vectors associated with the Pillar represents dispersion about a uniform mean field direction. As the measured angular dispersion is greater than the uncertainty on angle in our vectors, it is not necessary to correct the angular dispersion for measurement uncertainty (Pattle et al. 2017). The $P/\delta P$ values of our data for 14.''1 pixels are shown in Figure 4.

We took the gas density in the Pillar to be $n(\text{H}_2) = 5 \times 10^4 \text{ cm}^{-3}$ (R05), and the FWHM gas velocity dispersion to be in the range $\Delta v = 1.2\text{--}2.2 \text{ km s}^{-1}$, as measured by Wh99 in various dense gas tracers. These linewidths are highly supersonic (Wh99), and so the correction for the thermal component is negligible.

We thus estimated a plane-of-sky B -field strength of $\sim 170\text{--}320 \mu\text{G}$ in Pillar II. This value is intermediate between the B -field strengths of $\sim 10 \mu\text{G}$ observed in relatively unperturbed gas in low-mass star-forming regions (Crutcher 2012), and of $\sim 10^3 \mu\text{G}$ observed in massive, gravitationally unstable structures in high-mass star formation sites (e.g., Curran & Chrysostomou 2007; Hildebrand et al. 2009; Pattle et al. 2017).

4. Discussion

Simulations of photoionized regions suggest that B -field orientation is largely unchanged by the free passage of a plane-parallel shock front (Henney et al. 2009). Hence, we assume that the B -field in the photoionized region is representative of the B -field direction in the unshocked gas—approximately parallel to the shock front. For a weak initial B -field, field lines

¹² <http://starlink.eao.hawaii.edu/docs/sc22.pdf>




Figure 1. An illustrative figure of the BISTRO B -field vectors observed in the Pillars of Creation, overlaid on a *HST* 502, 657, and 673 nm composite (Hester et al. 1996). Vectors are gridded to $4''$ (note oversampling), and have polarized intensity $S/N \text{ } PI/\delta PI > 2$. Polarization angles are rotated by 90° to show B -field direction. Vector length scale is arbitrary. Black lines delineate the Pillars. Beam size is shown in lower right-hand corner.

are predicted to become aligned parallel to the Pillar’s length in the Pillar itself, while remaining approximately perpendicular in the surrounding photoionized region (Wi07; Mackey & Lim 2011; hereafter ML11). This prediction results from otherwise quite different scenarios of magnetized pillar formation.

Wi07 finds that, in two dimensions, when a shock propagates into a dense medium (10^4 cm^{-3}) in which a denser core (10^5 cm^{-3}) is embedded, a pillar forms behind the core, and the *weak, plane-parallel* B -field in the dense medium is compressed. Thus, the B -field strength is enhanced by pillar formation, with the field “bowing” into the material behind the pillar. The pillar has a density of a few $\times 10^4 \text{ cm}^{-3}$, while the surrounding ionized material has a density $\sim 10^2 \text{ cm}^{-3}$. (The pillar head has higher density.) Arthur et al. (2011) found

similar behavior in three-dimensional simulations of expanding H II regions, although with lower resolution.

ML11 find that when a shock impinges on a set of approximately co-linear dense globules embedded in a much lower-density medium (200 cm^{-3} ; c.f. Mackey & Lim 2010) threaded by a *weak, plane-parallel* B -field, a pillar-like feature forms behind the globules due to radiation-driven implosion and the rocket effect (Oort & Spitzer 1955). These effects orient the B -field along the length of the forming pillar on timescales ~ 100 kyr.

Wi07 and M11 agree that a *strong* plane-parallel initial B -field should deviate significantly from its initial orientation only in the pillar head (see also Henney et al. 2009). Our results do not match this scenario, strongly suggesting that the B -field in M16 was dynamically unimportant in the formation of the Pillars.

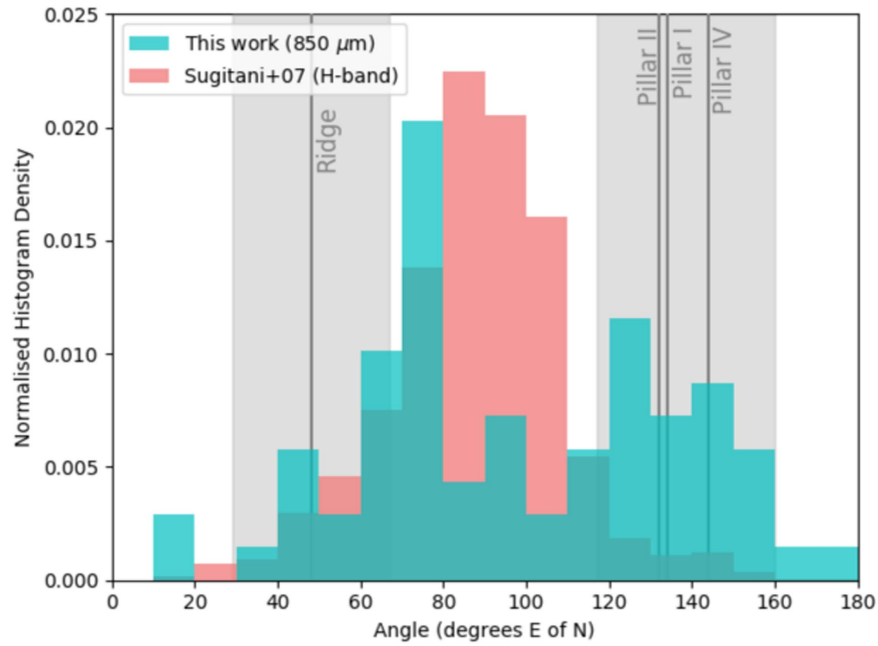


Figure 2. Distribution of the B -field vectors in the dense gas (blue: this work; $850\ \mu\text{m}$ dust polarization, $14''$ pixels, $P/\delta P > 3$, $I/\delta I > 10$, $I > 50\ \text{mJy beam}^{-1}$) and in the photoionized region (red: H -band extinction polarization; Sugitani et al. 2007). Gray lines and shaded areas show the approximate orientations of Pillars I, II, and IV and the Ridge, with the range derived from the Pillars’ plane-of-sky aspect ratios. Note how the red histogram peaks around $\sim 90^\circ$ and the blue histogram peaks either side (roughly parallel to the Pillars and the Ridge, respectively).




Figure 3. BISTRO B -field vectors overlaid on *HST* composite image of Pillar II, alongside H -band extinction polarimetry observations by Sugitani et al. (2007); excerpt from their Figure 6 (© PASJ, reproduced with permission). $850\ \mu\text{m}$ vectors (this work) have $P/\delta P > 2$ and $I/\delta I > 10$. The *HST* composite is the same as in Figure 1. The B -field runs roughly parallel to the Pillar’s axis. No polarization is detected at the Pillar’s tip—this depolarization is consistent with a horseshoe-shaped B -field morphology on scales smaller than the beam.

ML11 predict a B -field strength in the material around the Pillars of $< 50\ \mu\text{G}$, but do not quantitatively predict the B -field strength inside the Pillars. Our plane-of-sky B -field is in the ML11 “strong-field” regime, which they exclude for M16. It is not clear how the gas compression necessary to increase the B -field could occur in this model. Henney et al. (2009) predicted volume-averaged B -field strengths to remain approximately constant with time within pillars formed behind individual

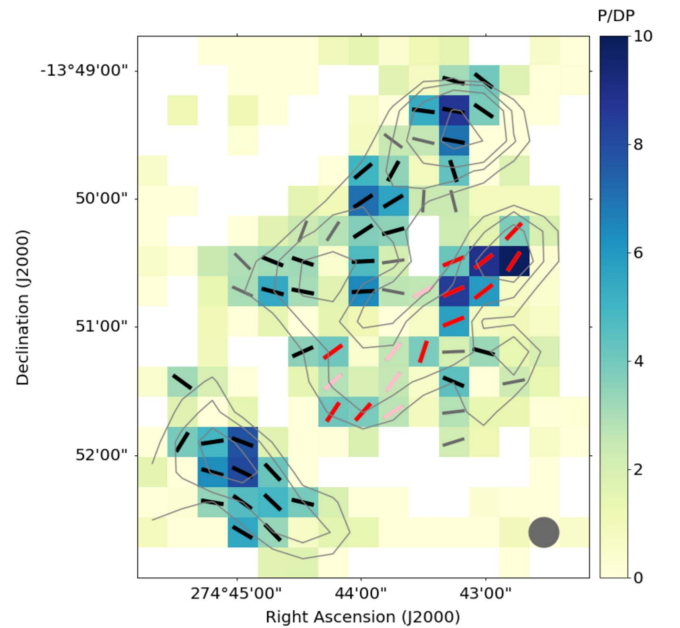


Figure 4. Signal-to-noise in $P/\delta P$, on statistically independent pixels. Red/pink vectors show pixels included in the CF analysis; black/gray vectors show pixels not included. Pink/gray vectors have $3 > P/\delta P > 2$; red/black vectors have $P/\delta P > 3$; all vectors have $I/\delta I > 10$. Contours show Stokes I values of 50, 100, 200, 500 mJy beam^{-1} . Beam size is shown in lower right-hand corner.

globules. ML11 also show a B -field which, while broadly orientated parallel to the Pillar’s length, shows considerable disorder, whereas our observations show an ordered (albeit not well-resolved) B -field along the length of the Pillars.

The Pillars are anchored to a larger cloud (Hester et al. 1996), similar to the Wi07 scenario. Moreover, the Wi07 simulations show the B -field compression necessary to significantly strengthen an initially dynamically unimportant

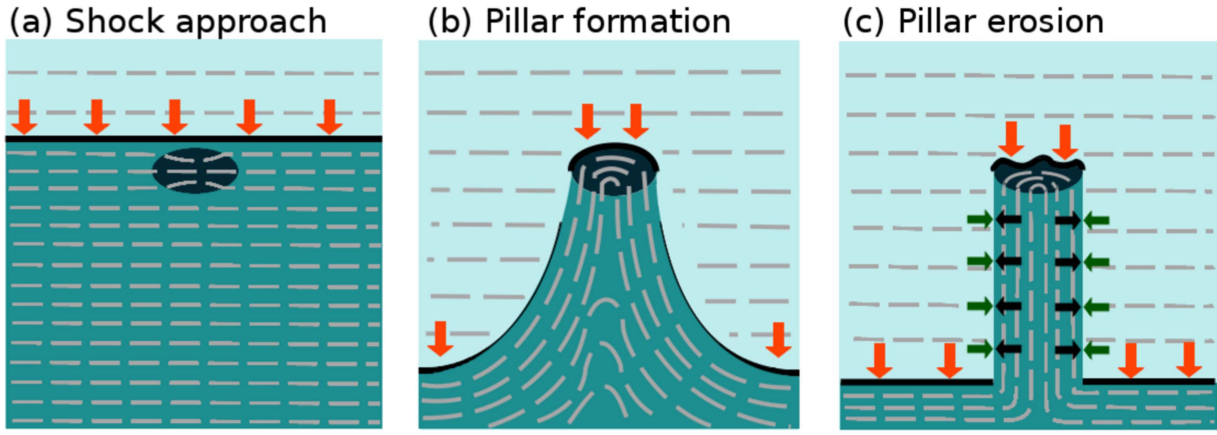


Figure 5. Our proposed evolutionary scenario: (a) an ionization front moving perpendicular to the ambient B -field approaches an existing over-density in the molecular gas. (b) The ionization front is slowed by the over-density. The flux-frozen B -field “bows” into the forming pillar. (c) The compressed B -field supports the pillar against radial collapse, but cannot support against longitudinal erosion by the shock interaction. Dark blue represents molecular gas; light blue represents ionized material; black line indicates the shock front. Gray dashed lines indicate local B -field direction. Red arrows represent photon flux/ablation pressure, black arrows represent magnetic and internal gas pressure, and green arrows represent confining gas pressure, possibly supplemented by ram pressure.

field, albeit qualitatively and two-dimensionally. We thus consider the [Wi07](#) scenario to be broadly more consistent with our observations, and so illustrate it in Figure 5. However, both mechanisms could be involved in creating the observed B -field, and neither model quantitatively predicts B -field strength inside the pillars. Detailed, three-dimensional quantitative modeling of the B -field inside photoionized columns is needed to fully distinguish between these mechanisms.

4.1. Pressure Balance

Magnetic pressure is given by $P_B = B^2/8\pi$. Our measured plane-of-sky B -field, 170–320 μG , implies $P_B/k_B \sim (0.9\text{--}3.0) \times 10^7 \text{ K cm}^{-3}$. [R05](#) gave an ablation pressure on the heads of the pillars of $1.6 \times 10^8 \text{ K cm}^{-3}$, an order of magnitude higher than our inferred P_B . This suggests that the B -field cannot support the Pillars against longitudinal erosion by the shock front, unless the field is compressed in the Pillar heads (which are not resolved by our observations).

The effective gas pressure within the Pillars is $P_{g,\text{int}} = nk_B T_{\text{eff}}$, where T_{eff} is the effective gas temperature and n is number density of particles. Taking $n \approx n(\text{H}_2) = 5 \times 10^4 \text{ cm}^{-3}$ and $T = 20 \text{ K}$ ([Wh99](#)), $P_{g,\text{int}}/k_B = 1.0 \times 10^6 \text{ K cm}^{-3}$, an order of magnitude lower than our P_B . However, [Wh99](#) and [Wi01](#) argued that non-thermal gas motions create an effectively hydrostatic pressure within the Pillars. The [Wh99](#) FWHM gas velocity dispersion range $\Delta v = c_{\text{eff}} \sqrt{8 \ln 2} = 1.2\text{--}2.2 \text{ km s}^{-1}$ thus represents an effective sound speed $c_{s,\text{eff}} = (k_B T_{\text{eff}}/\mu m_{\text{H}})^{0.5} \approx 0.51\text{--}0.93 \text{ km s}^{-1}$ and so, for a mean molecular weight $\mu = 2.8$, $P_{g,\text{int}}/k_B = (0.4\text{--}1.5) \times 10^7 \text{ K cm}^{-3}$, very comparable to our inferred P_B . (This result follows naturally from the assumptions of the CF analysis.)

Hester et al. (1996) argue that atomic hydrogen number density $n(\text{H}) \sim 29 \text{ cm}^{-3}$ in the M16 photoionized region. Simulations take $n(\text{H}) \sim 10^2 \text{ cm}^{-3}$ (assumed by [Wi01](#) and [ML11](#); predicted by [Wi07](#)). Using $n \approx 2n(\text{H}) = 58 \text{ cm}^{-3}$ (assuming $n_e \approx n(\text{H})$ and that the number fraction of helium atoms is small), and taking $T = 8000 \text{ K}$ (Hester et al. 1996; García-Rojas et al. 2006), this implies an external gas pressure $P_{g,\text{ext}}/k_B \sim 4.6 \times 10^5 \text{ K cm}^{-3}$ on the Pillars. Using $n \approx 2n(\text{H}) = 400 \text{ cm}^{-3}$, $P_{g,\text{ext}}/k_B \sim 3.2 \times 10^6 \text{ K cm}^{-3}$, still an order of magnitude lower than our P_B and $P_{g,\text{int}}$ values.

Higgs et al. (1979) found a non-thermal velocity dispersion in the photoionized gas of M16 of $\sigma_v = 11.5 \text{ km s}^{-1}$. If these non-thermal motions create a hydrostatic pressure on the Pillars, then $c_{s,\text{eff}} = \sqrt{c_s^2 + \sigma_v^2} \approx 14.1 \text{ km s}^{-1}$ in the photoionized region, equivalent to $T_{\text{eff}} \approx 3.4 \times 10^4 \text{ K}$ if $\mu = 1.4$ in the ionized material (consistent with the μ value that we use in the molecular gas). For $n \approx 2n(\text{H}) = 400 \text{ cm}^{-3}$, this implies $P_{g,\text{ext}}/k_B \sim 1.4 \times 10^7 \text{ K cm}^{-3}$, comparable to our inferred internal P_B .

The above analysis assumes a uniform-density, i.e., non-self-gravitating, pillar. Pillar II has radius $\sim 0.15 \text{ pc}$, and so line mass $M/L = \mu m_{\text{H}} n \pi r^2 \approx 250 M_\odot \text{ pc}^{-1}$, assuming cylindrical symmetry (taking $\mu = 2.8$ and $n = n(\text{H}_2) = 5 \times 10^4 \text{ cm}^{-3}$). If non-thermal gas motions within the Pillars create hydrostatic pressure, the critical line mass (Stodólkiewicz 1963; Ostriker 1964) is

$$\left(\frac{M}{L}\right)_{\text{crit}} = \frac{2c_{\text{eff}}^2}{G}. \quad (2)$$

For $c_{\text{eff}} \approx 0.51\text{--}0.93 \text{ km s}^{-1}$, $(M/L)_{\text{crit}} \approx 120\text{--}400 M_\odot \text{ pc}^{-1}$, comparable to the observed M/L . Thus, there may be some concentration of mass toward its axis, somewhat lowering $P_{g,\text{int}}$ at the H II region boundary. However, the B -field will provide significant support against radial gravitational collapse, with the observed B -field geometry resisting radial motion of material.

We note that these estimates are accurate only to order of magnitude. Our results broadly suggest that the Pillar walls are in approximate pressure equilibrium, with P_B and $P_{g,\text{int}}$ supporting against $P_{g,\text{ext}}$, and also that, contrary to common assumptions, the Pillar’s self-gravity is non-negligible. Both $P_{g,\text{int}}$ and $P_{g,\text{ext}}$ require a non-thermal component in order to be comparable to our inferred P_B . Other sources of external pressure could include ram pressure due to flow of material across the ionization front into the Pillar (e.g., Henney et al. 2009).

4.2. The Alfvén Velocity

Our favored scenario requires (a) the flux-frozen (infinite conductivity) approximation (Alfvén 1942; Crutcher 2012) to

hold (neutral and ionized material are collisionally coupled; flow across field lines is forbidden), and (b) the pillars to form faster than the compressed B -field can relax to a lower-energy configuration, i.e., the photoionized region must expand faster than the Alfvén velocity (v_A ; Alfvén 1942). The photoionized region is expanding at a rate of $\sim 2\text{--}10\text{ km s}^{-1}$ (Wi01; McLeod et al. 2015). For a representative B -field strength of $250\text{ }\mu\text{G}$ and $n = 5 \times 10^4\text{ cm}^{-3}$ in the Pillars, $v_A = B/\sqrt{\mu_0\mu_{\text{H}}n} \sim 1.5\text{ km s}^{-1}$. Because $B \propto \sqrt{n}$ in flux-frozen plasma, this value should apply throughout the Pillars’ lifetimes, suggesting that they could have formed too quickly for the B -field to react, allowing the observed highly pinched geometry to form (see Figure 5).

The (flux-frozen) B -field geometry should allow longitudinal motion of material along the Pillars, but strongly resist motion across the Pillars that would lead to radial collapse. This suggests that the predicted evolution of the Pillars into disconnected cometary globules (Bertoldi & McKee 1990) may be considerably slowed by the effects of the B -field geometry.

5. Summary

We have observed the dense gas of the Pillars of Creation in M16 in $850\text{ }\mu\text{m}$ polarized light using the POL-2 polarimeter on the JCMT. We find that the B -field in the Pillars is ordered, running along the length of the Pillars, with a plane-of-sky field strength of $\sim 170\text{--}320\text{ }\mu\text{G}$, estimated using the CF method. The observed morphology is consistent with the field being dynamically negligible in the Pillars’ formation. However, the current B -field strength suggests that magnetic pressure provides significant support against both gravitational and pressure-driven radial collapse of the Pillars, and may be slowing the Pillars’ evolution into cometary globules. We hypothesize that the persistence of such photoionized columns as objects connected to their parent molecular cloud may be related to the geometry of their B -fields, and specifically to the relative orientation of the B -fields in the Pillars and their surrounding photoionized regions. The BISTRO project is currently surveying B -fields in the dense gas of many nearby high-mass star-forming regions, thus allowing further testing of this hypothesis in the immediate future.

The JCMT is operated by the East Asian Observatory on behalf of the National Astronomical Observatory of Japan, the Academia Sinica Institute of Astronomy and Astrophysics, the Korea Astronomy and Space Science Institute, the National Astronomical Observatories of China and the Chinese Academy of Sciences (grant No. XDB09000000), with additional funding support from the Science and Technology Facilities Council (STFC) of the United Kingdom (UK) and participating universities in the UK and Canada. The JCMT was historically operated by the Joint Astronomy Centre on behalf of the STFC of the UK, the National Research Council of Canada and the Netherlands Organisation for Scientific Research. Additional funds for SCUBA-2 and POL-2 were provided by the Canada Foundation for Innovation. The data used herein have project code M17BL011. K.P. and D.W.T. acknowledge the STFC (grant No. ST/M000877/1); K.P. and S.P.L., the Ministry of Science and Technology (Taiwan; grant No. 106-2119-M-007-021-MY3); W.K., the Basic Science Research Program through the National Research Foundation of Korea (NRF-2016R1C1B2013642). This research used: the Canadian Advanced Network for Astronomy Research, the Canadian Astronomy Data Centre, the NASA Astrophysics

Data System. The authors recognize and acknowledge the very significant cultural role, and reverence, of the summit of Maunakea within the indigenous Hawaiian community.

Facility: James Clerk Maxwell Telescope (JCMT).

Software: Starlink software (Currie et al. 2014), astropy (Astropy Collaboration et al. 2013).

ORCID iDs

Kate Pattle  <https://orcid.org/0000-0002-8557-3582>
 Derek Ward-Thompson  <https://orcid.org/0000-0003-1140-2761>
 Pierre Bastien  <https://orcid.org/0000-0002-0794-3859>
 Woojin Kwon  <https://orcid.org/0000-0003-4022-4132>
 Shih-Ping Lai  <https://orcid.org/0000-0001-5522-486X>
 Keping Qiu  <https://orcid.org/0000-0002-5093-5088>
 Ray Furuya  <https://orcid.org/0000-0003-0646-8782>

References

- Alfvén, H. 1942, *Natur*, **150**, 405
 Arthur, S. J., Henney, W. J., Mellema, G., de Colle, F., & Vázquez-Semadeni, E. 2011, *MNRAS*, **414**, 1747
 Astropy Collaboration, Robitaille, T. P., Tollerud, E. J., et al. 2013, *A&A*, **558**, A33
 Berry, D. S., Gledhill, T. M., Greaves, J. S., & Jenness, T. 2005, in ASP Conf. Ser. 343, *Astronomical Polarimetry: Current Status and Future Directions*, ed. A. Adamson et al. (San Francisco, CA: ASP), 71
 Bertoldi, F., & McKee, C. F. 1990, *ApJ*, **354**, 529
 Bonatto, C., Santos, J. F. C., Jr., & Bica, E. 2006, *A&A*, **445**, 567
 Chandrasekhar, S., & Fermi, E. 1953, *ApJ*, **118**, 113
 Chapin, E. L., Berry, D. S., Gibb, A. G., et al. 2013, *MNRAS*, **430**, 2545
 Crutcher, R. M. 2012, *ARA&A*, **50**, 29
 Crutcher, R. M., Nutter, D. J., Ward-Thompson, D., & Kirk, J. M. 2004, *ApJ*, **600**, 279
 Curran, R. L., & Chrysostomou, A. 2007, *MNRAS*, **382**, 699
 Currie, M. J., Berry, D. S., Jenness, T., et al. 2014, in ASP Conf. Ser. 485, *Astronomical Data Analysis Software and Systems XXIII*, ed. N. Manset & P. Forshay (San Francisco, CA: ASP), 391
 Dufton, P. L., Smartt, S. J., Lee, J. K., et al. 2006, *A&A*, **457**, 265
 Friberg, P., Bastien, P., Berry, D., et al. 2016, *Proc. SPIE*, **9914**, 991403
 García-Rojas, J., Esteban, C., Peimbert, M., et al. 2006, *MNRAS*, **368**, 253
 Henney, W. J., Arthur, S. J., de Colle, F., & Mellema, G. 2009, *MNRAS*, **398**, 157
 Hester, J. J., Scowen, P. A., Sankrit, R., et al. 1996, *AJ*, **111**, 2349
 Higgs, L. A., Doherty, L. H., MacLeod, J. M., & Terzian, Y. 1979, *AJ*, **84**, 77
 Hildebrand, R. H., Kirby, L., Dotson, J. L., Houde, M., & Vaillancourt, J. E. 2009, *ApJ*, **696**, 567
 Hillenbrand, L. A., Massey, P., Strom, S. E., & Merrill, K. M. 1993, *AJ*, **106**, 1906
 Holland, W. S., Bintley, D., Chapin, E. L., et al. 2013, *MNRAS*, **430**, 2513
 Kwon, J., Doi, Y., Tamura, M., et al. 2018, *ApJ*, **859**, 4
 Mackey, J., & Lim, A. J. 2010, *MNRAS*, **403**, 714
 Mackey, J., & Lim, A. J. 2011, *MNRAS*, **412**, 2079
 McLeod, A. F., Dale, J. E., Ginsburg, A., et al. 2015, *MNRAS*, **450**, 1057
 Oliveira, J. M. 2008, in *Handbook of Star-forming Regions*, Vol. 2 ed. B. Reipurth (San Francisco, CA: ASP), 599
 Oort, J. H., & Spitzer, L., Jr. 1955, *ApJ*, **121**, 6
 Ostriker, J. 1964, *ApJ*, **140**, 1056
 Ostriker, E. C., Stone, J. M., & Gammie, C. F. 2001, *ApJ*, **546**, 980
 Pattle, K., Ward-Thompson, D., Berry, D., et al. 2017, *ApJ*, **846**, 122
 Pound, M. W. 1998, *ApJL*, **493**, L113
 Rytov, D. D., Kane, J. O., Mizuta, A., Pound, M. W., & Remington, B. A. 2005, *Ap&SS*, **298**, 183
 Spitzer, L., Jr. 1954, *ApJ*, **120**, 1
 Stodólkiewicz, J. S. 1963, *AcA*, **13**, 30
 Strömberg, B. 1939, *ApJ*, **89**, 526
 Sugitani, K., Watanabe, M., Tamura, M., et al. 2007, *PASJ*, **59**, 507
 Ward-Thompson, D., Pattle, K., Bastien, P., et al. 2017, *ApJ*, **842**, 66
 White, G. J., Nelson, R. P., Holland, W. S., et al. 1999, *A&A*, **342**, 233
 Williams, R. J. R. 2007, *ASSP*, **1**, 129
 Williams, R. J. R., Ward-Thompson, D., & Whitworth, A. P. 2001, *MNRAS*, **327**, 788
 Zinnecker, H., & Yorke, H. W. 2007, *ARA&A*, **45**, 481