



Article

Exploring the factors influencing the use of electrically assisted bikes (e-bikes) by stroke survivors: A mixed methods multiple case study

Boland, Paul, Connell, Louise, Thetford, Clare and Janssen, Jessica

Available at <http://clock.uclan.ac.uk/34616/>

Boland, Paul ORCID: 0000-0003-2267-4295, Connell, Louise ORCID: 0000-0002-0629-2919, Thetford, Clare and Janssen, Jessica ORCID: 0000-0002-5961-2736 (2020) Exploring the factors influencing the use of electrically assisted bikes (e-bikes) by stroke survivors: A mixed methods multiple case study. Disability and Rehabilitation . ISSN 0963-8288

It is advisable to refer to the publisher's version if you intend to cite from the work.
<http://dx.doi.org/10.1080/09638288.2020.1817986>

For more information about UCLan's research in this area go to <http://www.uclan.ac.uk/researchgroups/> and search for <name of research Group>.

For information about Research generally at UCLan please go to <http://www.uclan.ac.uk/research/>

All outputs in CLoK are protected by Intellectual Property Rights law, including Copyright law. Copyright, IPR and Moral Rights for the works on this site are retained by the individual authors and/or other copyright owners. Terms and conditions for use of this material are defined in the [policies](#) page.

1 **Exploring the factors influencing the use of electrically assisted bikes (e-bikes) by**
2 **stroke survivors: A mixed methods multiple case study**

3

4 **Abstract**

5 **Purpose:** E-bikes have the potential to overcome some of the barriers that stroke
6 survivors face with regards to physical activity. This study aims to explore the factors
7 that affect e-bike usage by stroke survivors.

8 **Methods:** A mixed methods multiple case studies design, using semi-structured
9 interviews and GPS data. Subject to GP approval, participants loaned an e-bike or e-trike
10 for up to three months. Interviews were undertaken pre and post intervention. The COM-
11 B behaviour change model acted as a framework for analysis. GPS data relating to
12 journey duration and distance travelled was collected fortnightly.

13 **Results:** Six participants were recruited; only three loaned an e-bike/e-trike (with
14 adaptations as required). Storage, being unable to get GP approval, and safety were
15 withdrawal reasons. Level of impairment was a factor influencing the type of e-bike used,
16 level of support required and the motivation of the participants.

17 **Conclusion:** Stroke survivors can use e-bikes although barriers exist. Electrical
18 assistance was a positive factor in enabling some of the participants to cycle outdoors.
19 Due to the small sample size and the number of participants who were able to loan an e-
20 bike, further research is required to determine whether e-bikes are a feasible and effective
21 intervention to increase physical activity for stroke survivors.

22

23 Keywords: Stroke; E-bikes; electrically assisted bikes; factors, physical activity,
24 barriers, active transportation, active travel

25 **Introduction**

26

27 The effects of stroke can have a major impact on mobility, affecting many
28 activities of daily living (1), with over half of stroke survivors reporting restrictions to
29 physical and outdoor activities one year after stroke (2). Systematic reviews have
30 identified a mix of physical, environmental, social and motivational barriers to physical
31 activity after stroke (3, 4). Barriers include: physical concerns around balance, fear of
32 falling, and the effects of fatigue (4); environmental factors include a lack of
33 transportation and other resources, such as the cost of participation (4); lack of social
34 support from friends and family (3). Physical inactivity can reduce physical fitness, which
35 can contribute to a sedentary lifestyle, thereby increasing the risk of a recurrent stroke
36 and cardiovascular diseases (5). There is currently limited evidence regarding the
37 effectiveness of interventions aimed at increasing physical activity in stroke survivors (6)
38 which has led to calls for new, innovative approaches to the development of interventions
39 (7, 8).

40

41 Cycling has the potential to be an outdoor form of physical activity for stroke
42 survivors (9). Cycling is a popular method of aerobic exercise for stroke survivors with
43 studies indicating that it can improve walking ability (10) aerobic fitness (11) and muscle
44 strength in sub-acute and post-acute stroke survivors (12). Cycling is also a repetitive
45 low weight-bearing exercise that incorporates the use of the affected side of the body (13,
46 14) and is seen as a solution for individuals who may have weak lower limbs and struggle
47 with rehabilitation exercises aimed at developing walking ability e.g. treadmill exercise

48 (10-12, 15). However, research into cycling within stroke rehabilitation has been
49 confined to indoor cycling using ergometer devices (10-12, 15), and outdoor cycling for
50 stroke survivors has only recently begun to be explored (9).

51

52 Recent exploratory research has shown that stroke survivors value outdoor
53 cycling as it improves their mood, increases independence and to feel part of a community
54 (9). However, road safety, balance, adaptations, social support and not having the energy
55 or strength to pedal are also challenges for stroke survivors (9). Electrically assisted
56 bikes could provide a possible solution to some of these issues. Fitted with a battery and
57 a motor, electrically assisted bikes (commonly referred to as e-bikes), provide electrical
58 assistance when the user is pedalling, allowing the user to cover greater distances with
59 minimal effort (16). There is growing evidence that e-bikes are an alternative form of
60 physical activity for individuals with physical limitations or for those that live sedentary
61 lifestyles (17-19). E-bikes can also have a positive impact on mental health and cognitive
62 function (20) and are an enjoyable form of physical activity that provides autonomy and
63 an opportunity to socialise (21, 22). E-bikes can be fitted with adaptations to help
64 overcome the effects of a disability and are available as a tricycle version (e-trike) to
65 overcome issues around balance (23). Recent studies have explored e-bike usage in
66 relation to diabetes (22), and coronary artery disease (24) and are a popular mode of
67 cycling for people with disabilities (25). Although some studies have included stroke
68 survivors as participants (9, 22, 26), e-bike usage within the context of stroke has yet to
69 be fully explored.

70

71 To understand whether e-bikes can be used as a method of physical and outdoor
72 activity for stroke survivors, it is important to first understand the factors that affect their

73 use (27). In studies that have investigated factors affecting physical activity in the stroke
74 population there is an increased emphasis on using behaviour change theory as a
75 framework for analysis (5, 28-30). This analysis can then form the basis of intervention
76 design (31). The COM-B model is a behaviour change model which has been used within
77 a variety of health contexts, including stroke rehabilitation (28) and most recently within
78 the development of an intervention to reduce sedentary behaviours in stroke survivors
79 (32). Devised by Michie et al (31), the COM-B model is part of a broader framework (the
80 Behaviour Change Wheel) and it proposes that for a behaviour to occur the individual
81 must have both the psychological and physical capability (C), the physical and social
82 opportunity (O), and finally they must be motivated (M; automatic and reflective).
83 Despite criticism that some components of the BCW are not well defined (28), the COM-
84 B model and the BCW have generally been regarded as a useful framework within
85 intervention development (28, 32, 33).

86

87 The aims of this study were: 1) to qualitatively explore the factors that influence
88 the use of e-bikes for stroke survivors, and 2) to quantitatively measure the utilisation of
89 the e-bike by stroke survivors. To the best of the authors' knowledge this will also be
90 the first study to explore both stroke survivors' perceptions of e-bikes and their actual
91 experiences of using e-bikes.

92

93 **Methods**

94 *Study Design*

95 The study used a mixed methods multiple case studies design (34) consisting of
96 semi-structured interviews and global positioning system (GPS) data collected from e-

97 bikes.

98 ***Participants***

99 A volunteer sample were recruited from local stroke support groups and through
100 contacts within the University of Central Lancashire's dedicated Stroke Research team.
101 Participants were eligible to take part in the study if they had previously had a stroke,
102 were able to walk (with or without assistance) and able to meet the visual function
103 requirements relating to mobility scooters/powering wheelchairs, which states individuals
104 should be able to read a car's registration number from a distance of 12.3 metres (40 feet)
105 (35). Participants needed sufficient command of spoken English language to allow them
106 to participate in an interview, be over 18 years of age and, due to the limitations of the e-
107 bike, they needed to weigh less than 127 kg. Participants were required to obtain written
108 permission from their GP to loan the e-bike/e-trike, confirming that they did not have any
109 visual, physical or cognitive impairments that would prevent them from its safe use. If
110 they were unable to obtain this approval they were excluded from the practical element
111 of the study.

112 ***Ethical Approval and Consent***

113 Ethical approval was received from the University of Central Lancashire (UCLan)
114 STEMH Research Ethics Committee, and all participants provided written informed
115 consent.

116 ***Data Collection***

117 Data were collected over three phases: pre-, during- and post-intervention,
118 which included the loan of an e-bike or e-trike for up to three months.

119 *Interviews*

120 Semi-structured interviews were carried out pre- and post-intervention. An
121 interview schedule was developed pre-intervention using the COM-B model for guidance
122 (31). For interviews conducted post-intervention a different interview schedule was
123 shaped using both the COM-B model (31) and from responses from fortnightly
124 conversations that took place with the participants during the intervention. These
125 conversations identified if the participants required any additional support, what they
126 were using the bike for, e.g. leisure activities, shopping etc, and to explore if any new
127 factors had emerged. These conversations were recorded on a structured interview sheet,
128 and later used to inform the structure and content of the post-intervention interviews for
129 each participant. All interviews took place in the homes of the participants and were
130 conducted by the same researcher (PB). Interviews were audio recorded and transcribed
131 by PB. Any participants that withdrew from the study prior to the intervention but took
132 part in the pre-intervention interviews gave consent to use their data in the analysis.

133 *GPS Data*

134 GPS data were collected to assess e-bike use, support the interview data provided during-
135 and post-intervention, and to overcome recall and social desirability bias. Each e-bike/e-
136 trike was fitted with a LK209C GPS tracker made by LK-GPS which recorded movement
137 in two-minute intervals. Data were accessed by one researcher (PB) and downloaded to
138 an Excel spreadsheet every two weeks and the number and duration of journeys made
139 during the intervention were calculated. A journey was deemed as a round-trip (from
140 home-to-home), and only the time spent moving was recorded. Any breaks in the data
141 during a journey, possibly as a result of resting, were not included in the overall journey
142 time. ArcGIS Online (36) was then used to calculate approximate distance covered per

143 journey. The longitudinal and latitudinal coordinates for each journey were plotted on a
144 map. From there the distance between each location was measured and the approximate
145 distance was calculated, and visualized paths of each journey were captured. During the
146 intervention, two participants (Jim and Rob) experienced technical difficulties with the
147 GPS trackers and the first two weeks of their loan period were not recorded. There also
148 were instances where the trackers failed to record portions of the journey being made
149 meaning these journeys were not included in the final analysis.

150

151 *Intervention*

152

153

154

155

156

157

158

159



160 **Figure 1: The e-trike used by the participants**

161

162 Following the pre-intervention interview and upon receiving GP approval,
163 participants were provided with either an e-bike or e-trike (Figure 1). Over the course of
164 two visits, participants were fitted and trained on the safe use of the e-bike/e-trike. Fitting
165 was carried out by staff from a company that specialised in e-bikes, with two members of
166 the research team present to provide support, should it be required. During the fitting

167 stage, participants were assessed for whether they should use an e-bike or e-trike, and for
168 any alterations that may be required to the brakes and pedals (Figure 2). The selected e-
169 bike/e-trike was then built to the participant's specification and a second visit was
170 arranged where the participant was trained on its use. Training was carried out by the
171 same individuals from the e-bike company, with at least one member of the research team
172 present. Participants were provided with a helmet and a bike lock, and each bike was
173 fitted with a GPS tracker. Additional visits were arranged on an ad hoc basis.



174
175
176
177
178
179 **Figure 2: The adaptations available to the stroke survivors. From left to right -**
180 **repositioned breaks that could be operated simultaneously by the least effected side,**
181 **a self-levelling pedal with ankle support, and a pedal with a strap attached**

182 183 *Data Analysis*

184 Audio recordings from the semi-structured interviews were anonymised,
185 transcribed and imported into NVivo 11 for thematic analysis (37). Coding for the first
186 pre-intervention interview was carried out by two members of the research team (PB and
187 JJ) to ensure consistency. All remaining interviews were coded by one researcher (PB).
188 The COM-B model was used as a framework for the analysis (38).

189 The GPS data were analysed in Excel and ArcGIS by PB. For each participant,
190 number of journeys, time of journey and approximate distance were analysed

191 descriptively, and Arc-GIS provided a visualised path for each journey.

192 **Results**

193 *Case Descriptions*

194 Six male participants were recruited, but only three loaned an e-bike/e-trike during
195 the study. All participants were given pseudonyms and a summary of each case study can
196 be found in Table 1. Nine interviews were carried out in total, six pre-intervention, and
197 three post-intervention. Analysis of the interviews identified a number of factors
198 influencing the use of the e-bike by the stroke survivors.

199 *Cross-case Analysis*

200 The following are the results of a cross-case analysis from the GPS data, and the
201 thematic analysis using the COM-B model as a framework.

202 *GPS tracking and journeys*

203 The GPS data, post-intervention interviews, and telephone conversations during
204 the intervention, revealed that the participants used the e-bike/e-trike to make a variety of
205 short and long journeys (Table 2). Brian loaned an e-trike for 11 weeks, making seven
206 journeys. Brian cycled predominantly when his son came to visit, when they would both
207 cycle around the estate where he lived for an average time of 16 minutes, and an average
208 distance of approximately 2.45km. Figure 3 provides a visualised path of the type of
209 journey Brian was making.

210

211

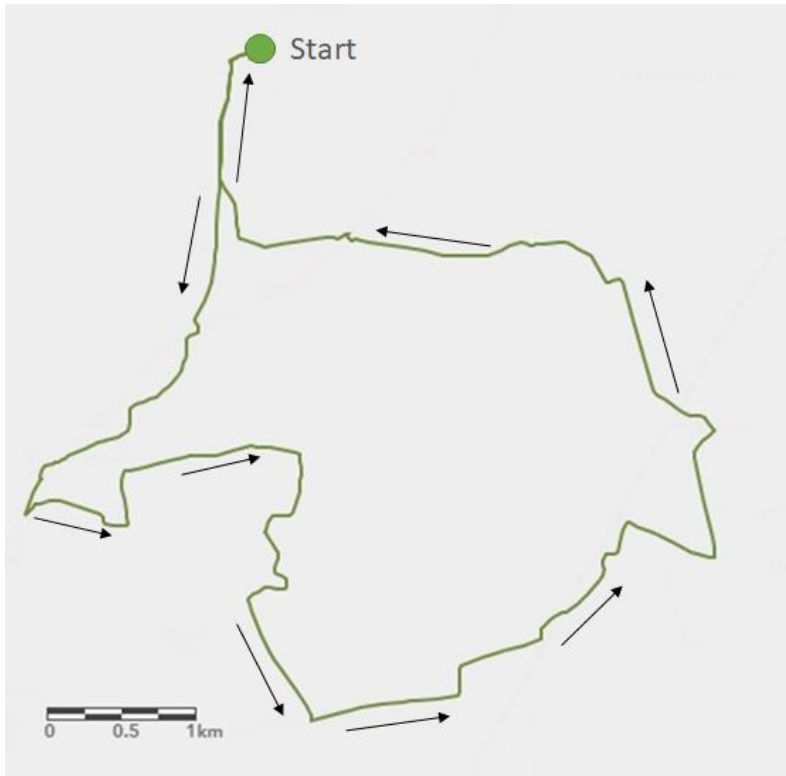
212

213
214
215
216
217
218
219
220
221
222
223
224
225
226
227
228
229
230
231
232
233
234
235



Figure 3: A visualised path of the type of journey Brian was making using the e-trike.

Jim loaned an e-bike for eight weeks, the GPS tracker recorded 13 complete journeys. He used the bike for short journeys to make errands to local shops, but also longer journeys of up to 168 minutes covering approximately 45.9km. Figure 4 is an example of the type of journey Jim was able to make on the e-bike. Jim reported that he cycled as a leisure activity, shopping and for physical fitness. During the post-intervention interview Jim reported that he used his car to transport the e-bike to some locations and therefore his averages should be treated with caution.



236

237 **Figure 4: A visualised path of the type of journey Jim was making using the e-bike.**

238

239

240

241

242

243

244

245

246

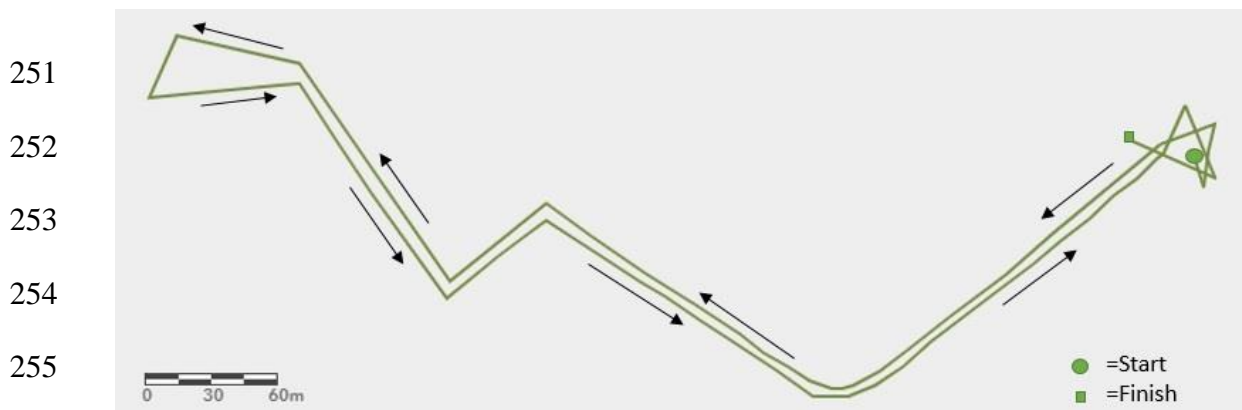
247

248

249

250

Rob loaned an e-trike for eight weeks. The GPS trackers recorded three complete journeys in that time. Rob cycled primarily as a means of physical fitness. Journeys were short, with the longest distance being less than 2km. See Figure 5 for a visualised path of the sort of journey Rob was making. According to the post-intervention interview and from telephone conversations, Rob preferred to cycle on a disused car park away from busy roads. It should also be noted that Rob's wife cycled on the e-trike to and from this location, and therefore this data should be treated with caution.



256 **Figure 5: A visualised path of the type of journey Rob was able to make using the e-**

257 **trike.**

258

259 *Interview Analysis*

260 The following is a summary of the factors identified by all the participants from

261 the interviews carried out pre- and post-intervention, set within the framework of the

262 COM-B model. Quotes are provided, and whether the participant was able to loan an e-

263 bike/e-trike is highlighted in parenthesis.

264 *1.0 Physical Capability*

265 Factors relating to Physical Capability referred to the effects of stroke and how physical

266 impairment impacted the participants ability to use the e-bike/e-trike as well as how it

267 could help overcome fatigue.

268 *1.1 Level of impairment*

269 Impairment to arms and legs was a factor in the type of e-bike the participants could use,

270 with the most severely impaired participants (Rob and Brian) opting to use the e-trike due

271 to issues around balance. Level of impairment was also a significant factor in the

272 participants ability to cycle. Ismail, who had successfully been fitted for an e-trike had

273 to withdraw from the study at the training stage because he was tensing up on his effected

274 side whilst cycling. This meant he was constantly dragging the e-trike into the curb and
275 because of this he not did feel safe cycling. Similarly, Rob’s impairment meant he had
276 to cycle one-handed:

277 “I feel totally 100% safe using the bike. It's just me, myself. It's me, really
278 having one hand to steer and one to pull to the right all the time.” – Rob (e-trike)

279

280 During the loan period, Rob also experienced pain in his calf, as a result of the
281 increased tone in Rob’s foot muscles on his affected side which also prevented him from
282 cycling for a period during the intervention.

283

284 1.2 Effect on fatigue

285 Before the intervention participants perceived that the e-bike could help
286 overcome post-stroke fatigue, a residual effect of stroke:

287 “...I don't have the same energy levels as normal. The thing about a stroke is
288 you soon get tired... The assistance from the electric will be good.” – Brian (e-
289 trike)

290 2.0 Psychological Capability

291 Psychological Capability refers to whether participants had the necessary knowledge
292 or awareness to carry out the behaviour (31). For the participants this was primarily
293 in relation to participants having misconceptions about how the e-bike works.

294 2.1 Misconceptions about the e-bike

295 In the post-intervention interviews, both Brian and Jim (experienced cyclists
296 before their strokes) described how they thought that the e-bike would operate in a similar
297 way to a mobility scooter and that it would not require constant pedalling to operate.

298 “I thought it would have been motorized but I realized now with having it a while
299 that you've got to put a certain amount of effort in to in to have it moving.” – Brian
300 (e-trike)

301

302 *3.0 Physical Opportunity*

303 Physical Opportunity related to factors concerning the e-bike itself, the
304 adaptations required, in addition to environmental factors that effected the participants
305 use of the e-bike.

306 3.1 The e-bike/e-trike

307 Battery life and the additional weight of the e-bike were mentioned as an area for
308 concern by one of the participants who reported that the battery ran out whilst out on a
309 long journey:

310 “[The battery running out] didn't cause me any problems other than the bike is
311 quite heavy to cycle compared with an ordinary bike without any electrical assist...
312 It cuts out pretty acutely.” – Jim (e-bike)

313

314 3.2 The electrical assistance

315 The electrical assistance provided by the e-bike/e-trike was mostly seen as a
316 benefit, giving the participants the confidence to cycle further for longer without feeling
317 tired, and manage different gradients, safe in the knowledge that they could get home
318 again.

319 “I think what the electric cycle does, it gives you the confidence to go further and
320 stay out for longer.” – Jim (e-bike)

321

322 However, it should also be noted, due to the increased speed of the e-bike/e-trike,
323 participants were only comfortable using a certain level of assistance, and because one of
324 the participants (Rob) was cycling one-handed, he preferred to not use the electrical
325 assistance at all as he deemed it too fast for him.

326 “I just feel that the assistance could be a bit too fast, especially when I hit a hill
327 [or] slope. I just get nervous then.” – Rob (e-trike)

328 329 3.3 Adaptations

330 Adaptations to the e-trike enabled participants with impairments to their arms and
331 legs to cycle although there were advantages and disadvantages to the adaptations used.
332 The adaptations to the brakes allowed both brakes to be used simultaneously by the
333 participant’s least effected side and were seen as a benefit. However, the adaptations to
334 the pedals required assistance from a member of the family to get on and off the bike
335 which was a challenge for Rob.

336 “I couldn’t see that foot because [my wife] was saying “you’re on my hands!” but
337 I just couldn’t see it to get into the strap.” – Rob (e-trike)

338

339 Brian, who uses an adapted cycle as part of his leisure and fitness activities at a
340 local running track, which requires him to be strapped in, was able to adapt himself whilst
341 using the e-trike without using adapted pedals which he felt was important to him as he
342 did not like being strapped into a bike:

343 “It’s probably a good thing I didn’t use an adapter because I’ve adapted myself to
344 do it, so it’s been good... When I arrived at the [running track], [the instructor]
345 straps my foot on, but I don’t like that, I don’t like being strapped on. At least with
346 this bike on my own I can manage, I can get on and get off, no problem. But
347 you’re strapped, you know, you need somebody to undo the strap although I do

348 undo it myself...Subconsciously you think about it, you think if anything would
349 happen.” – Brian (e-trike)

350

351 3.4 Environmental factors

352 Pre-intervention, all the participants had expectations of using the e-bike to access
353 amenities such parks, shops, and places of physical activity. However, the two
354 participants who were most severely impaired preferred to cycle more locally, either
355 around the estate where he lived progressing slowly, accompanied by a family member
356 (Brian) or cycling around a disused car park away from busy roads (Rob). Additionally,
357 when Rob visited his local park, he felt that the uneven paths were unsafe to cycle on.
358 Storage of the e-bike was also a determining environmental factor for Ken. Ken felt that
359 his outdoor shed was not a secure place to store an e-trike and due to the size of the e-
360 trike and his small living space it would not have been feasible for Ken to able to store
361 one in his home and therefore withdrew from the study.

362 3.0 Social Opportunity

363 Social support from family members, and the prospect of using the e-bike to
364 socialise were important factors relating to Social Opportunity. Despite, mostly
365 positive reactions from family members, not everyone was encouraging, and one
366 participant felt there was a stigma attached to using an e-bike.

367 4.1 Social Support

368 Social support from family members played an integral role in the participants in
369 enabling participants to use an e-bike/e-trike. Pre-intervention, family members provided
370 encouragement to cycle and during the intervention, one participant (Rob) was reliant on

371 his wife to help him mount and dismount the e-trike and cycle to a safe location.

372 “Well yeah, my son was encouraging me to get a bike.” – Brian (e-trike)

373

374 However, not all family members provided encouragement and Ken’s family
375 members did not feel he was physically capable.

376 “I’ve told my sons and my granddaughter, my grandsons. One of them didn’t think
377 it won’t be a good idea [laughs] to be honest... He said, ‘I just don’t think you’ll
378 be able to manage it.’” – Ken (no loan)

379

380 During the pre-intervention stage, the opportunity to socialise was seen as an
381 important factor for wanting to use the e-bike by many of the participants.

382 “And also, I shall probably use it in social situations such as visiting the coffee
383 shop and all the rest of it.” – Tim (no loan)

384 Although it should be noted here that Tim had to withdraw from the study because
385 his GP would not give the written approval, he needed to loan the e-bike. The reason for
386 this was not given to the participant.

387 4.2 Stigma

388 None of the participants who loaned an e-bike/e-trike cycled as part of a group.
389 When asked about this, one of the participants felt there was a social stigma attached to
390 using e-bikes by other cyclists:

391 “Think compared with those people who are avid cyclists on road bikes they’re
392 seen as something outside of their circle...I think they probably don’t see it as
393 serious cycling...I think there’s a lot of ignorance, in fact you do have to pedal it’s

394 not like a mobility scooter that you can just twist and go, you know?” - Jim (e-
395 bike)

396

397 *5.0 Reflective Motivation*

398 Reflective motivation related to motivational factors for wanting to use the e-bike,
399 these focused on belief in capability, a belief that the e-bike was a good form of exercise,
400 it allowed them to return to a previous activity, was a goal to achieve and a way of gaining
401 increasing independence.

402 *5.1 Belief in capability*

403 Belief in capability often refers to the participants’ feelings regarding their own
404 abilities and the control they have over their physical activity, which can be influenced
405 by people around them, usually family members (29). Within this study there were
406 examples of family members doubting the participants’ capabilities, but also there was
407 an example of a participant (Brian) having great belief in his own ability, while family
408 members were concerned about him cycling on his own. As a compromise, Brian cycled
409 primarily when his son came to visit, which eased the fears that his family had and also
410 provided Brian with a companion to cycle with.

411 “My son comes with me. He's a keen cyclist. So, he’s really been a godsend
412 because I would have gone on my own, but you know people don't seem to think
413 I'm safe [laughs]” – Brian (e-trike)

414

415 *5.2 The e-bike is a form of physical activity*

416 All the participants identified that the e-bike was a form of physical activity which
417 could improve their fitness and mobility.

418 “It’s a brilliant idea because you’re getting the exercise as well. Which is what
419 you want it for isn’t it really?” – Brian (e-trike)

420 5.3 Increase independence

421 The participants recognised that using the e-bike was an outdoor activity that
422 would allow them to “get out and about” and gain some independence and possibly
423 relieve the burden placed on friends and family to provide a form of transport.

424 “The freedom. The freedom to go wherever I want to go and do what I want.” –
425 Ken (no loan)

426 “[The e-bike] will actually help me because to ask my friend to come and collect
427 me here it’s... I wouldn’t say he doesn’t mind but it’s a bit inconvenient for him.
428 So, if I can make my own way, the better yeah.” – Tim (no loan)

429

430 5.4 Return to a previous activity

431 Pre-intervention, participants saw using the e-bike as an opportunity to return to
432 a previous activity that they had enjoyed prior to their stroke.

433 “It wouldn’t bother me at all, it would be like being normal. Bikes and cars, I’m
434 just normal.” – Brian (e-trike)

435

436 5.5 A goal to achieve

437 For the participants, the use of an e-bike was identified as a possible continuation
438 of their rehabilitation and as a goal to achieve:

439 “And it’s a goal, you know, all these things are goals, the bike’s been a good one
440 though from day one getting back to that.” – Brian (e-trike)
441

442
443

444 *6.0 Automatic Motivation*

445 Factors identified as being linked to Automatic Motivation were regarding
446 emotional reactions to using the e-bike with participants experiencing contrasting feelings
447 at various stages of the study.

448 *6.1 Cycling as an enjoyable activity*

449 Prior to the intervention, most of the participants perceived that they would find
450 using the e-bike an enjoyable activity, which was an outcome expressed by those that
451 were able to use the e-bike/e-trike. One participant (Jim) was also encouraged to purchase
452 an e-bike as a result his experience.

453 “I’ve just gone out to enjoy riding and I’ve done that. You know, I’ve just enjoyed
454 it. We’ve come back, and we’ve put it back in the garage and I’m not tired and
455 I’m not out of breath and I don’t want to lie down.” – Brian (e-trike)

456

457 “I think now having used one I think yeah, you know, I like this. And I think I’d
458 use it enough to justify the expense or spend on an e-bike. It’s not exactly a
459 fortune, you know but it is something I would enjoy doing.” – Jim (e-bike)

460

461 *6.2 Fear*

462 Fear of bumping into things and feeling unsafe were experienced by some of the
463 participants. As mentioned above, Ismail withdrew from the study because he did not
464 feel safe using the e-bike due to how his impairment effected his ability to cycle. In
465 addition to feeling nervous using the electrical assistance, Rob also remarked about how

466 he did not feel confident cycling on the street due to a fear of bumping into things:

467

468 “I tend to stay off the street because my confidence isn't brilliant on the street. It's

469 down to my own confidence, yeah being out on the street cos I don't want to bump

470 into cars...” – Rob (e-trike)

471 **Summary**

472

473

474

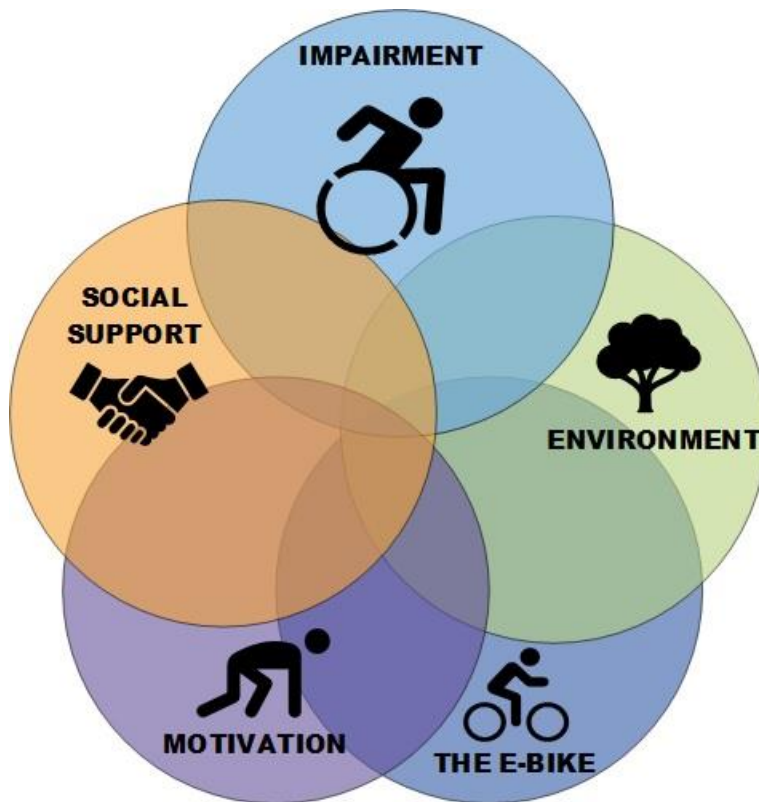
475

476

477

478

479



480 **Figure 6: Interconnecting factors identified by the stroke survivors**

481 The participants identified several interconnected factors that influenced their use of an

482 e-bike/e-trike as illustrated by Figure 6. Level of impairment, social support, motivation,

483 environmental factors and the e-bike itself were all independent or connected factors for

484 the participants. For example, level of impairment affected the choice of e-bike, the level

485 of support required, confidence and where participants could travel.

486 **Discussion**

487 This study explored the factors that influenced the use of e-bikes by stroke
488 survivors. The aims were: 1) to qualitatively explore the factors that influence the use of
489 e-bikes for stroke survivors, and 2) to quantitatively measure the utilisation of the e-bike
490 by stroke survivors. At the time of writing it was the first study to investigate both the
491 perceptions and actual experiences of loaning an e-bike or e-trike by stroke survivors. Of
492 the six participants that took part in the pre-intervention stage, only three went on to loan
493 an e-bike/e-trike. Despite the small sample, the participants identified a variety of factors
494 that both influenced e-bike usage and enabled us to explore the barriers to participation
495 experienced by those who withdrew.

496

497 The three participants who loaned an e-bike/e-trike were able to cycle outdoors,
498 although only two participants cycled using the electrical assistance. For these
499 individuals, they reported they felt it gave them the confidence to cycle further for longer
500 which is a significant benefit of using e-bikes (21, 39, 40). Although, it should be noted
501 that the longest journeys were made by the least impaired participant, who required no
502 adaptations and support. Despite being able to use the e-trike to cycle outdoors, the fact
503 that one participant preferred to cycle without the use of the electrical assistance does
504 raise concerns about whether e-bikes/e-trikes are suitable for everyone.

505

506 Level of impairment was a significant factor affecting the choice of e-bike, with
507 the most severely impaired participants having to use the e-trike, which concurs with
508 previous studies where balance is an issue (9, 23). However, the increased size and weight
509 of the e-trike proved a significant barrier for one of the participants, who withdrew from
510 the study because he was unable to store the e-trike in his home. The added weight of the

511 e-bike in general is a commonly cited barrier for e-bike users, along with battery life (21,
512 39, 40), which was also a concern for one of the participants.

513

514 Adaptations aided the two participants with the most severe impairments to use
515 the e-trike. However, the use of pedal adaptations proved to be problematic, requiring
516 assistance by a family member to mount and dismount the e-trike, while another
517 participant spoke of wariness about being strapped in. These findings match those of
518 Greenhalgh et al (9) who also reported that adaptations designed to overcome disability
519 were a cause of anxiety or risk of falls for stroke survivors using adapted cycles.
520 Currently, research into adaptations to e-bikes is limited to one study involving young
521 people with cerebral palsy (41). Stroke survivors experience a diverse range of
522 impairments, requiring an individually tailored approach. This could be an avenue for
523 e-bike manufacturers to explore in future research, not only be in terms of how to adapt
524 an e-bike for the stroke population, but also with regards to the specifics of the e-bike e.g.
525 a lighter frame and longer battery life.

526

527 Social support played an important role in enabling the most severely impaired
528 participants to cycle and was a motivating factor. Family members encouraged use of the
529 e-bike, assisted in mounting and dismounting the e-trike, and acted as a companion to
530 cycle with. In addition, during the pre-intervention stage participants also saw the e-bike
531 as an opportunity to socialise and relieve the pressure on relatives to provide a mode of
532 transport. This finding adds to the evidence that social support is important in influencing
533 physical activity in stroke survivors (3, 4) but also that e-bikes can facilitate social
534 interactions and a sense of belonging for those with mobility restrictions (9, 23).

535

536 This study also highlighted the common impression that there is a stigma attached
537 to using e-bikes (18, 21, 23, 26, 39). It was perceived by one of the participants that using
538 the e-bike may not be seen as real cycling by other cycle enthusiasts. In this case it did
539 not discourage them from cycling but has been identified as an area for concern in
540 research focusing on older cyclists (23). Similarly, there was also a misconception about
541 how the e-bike works and the need to constantly pedal, making it distinct from mobility
542 aids. Other research has also reported misconceptions around how e-bikes operate which
543 has been attributed to a lack of knowledge (21, 23, 26, 38), which could also explain
544 social stigma. It should also be noted that a reason for one of the participants withdrawing
545 from the study was due to being unable to gain GP approval. Reason for this was not
546 provided, although it may have been due these misconceptions or a lack of knowledge.
547 Given that the endorsement from healthcare providers is an important factor in increasing
548 physical activity participation in stroke patients (42) future research may investigate the
549 perceptions of healthcare professionals, whether they understand that e-bikes can provide
550 both cognitive and physical benefits (20) and could possibly act as a tool to aid
551 rehabilitation.

552

553 Several motivating factors encouraged the use of the e-bike/e-trike. Achieving a
554 goal, returning to a previous activity that was enjoyed prior to stroke and increased
555 independence were all positive factors, which have been attributed to greater engagement
556 in physical activity within the stroke population (3, 9, 43). However, there were also
557 concerns around fear of bumping into things and a belief among family members that the
558 participants were not safe cycling despite having confidence in their own ability. These
559 factors have been associated with reduced self-efficacy and an inability to take control of
560 one's behaviour, affecting levels of physical activity post-stroke (44).

561

562 *Strengths and Limitation*

563

564 To the best of the authors' knowledge this was the first study to explore the factors
565 affecting the use of e-bikes by stroke survivors, utilising a method that allowed for the
566 collection of data both on their perceptions and actual experiences. The unique properties
567 of the study and its participants meant we encountered issues around public liability
568 insurance and ethics which necessitated the requirement for GP approval. This in turn had
569 an unexpected impact on participation.

570

571 The small sample of volunteers was self-selected, consisting of stroke survivors
572 who were motivated to use an e-bike, and therefore these findings are not generalisable
573 to the general stroke population. However, due to the exploratory nature of the study, a
574 large sample was unnecessary. Despite the small sample size, the inclusion of six
575 participants from the outset meant that unlike many studies, we were able to explore real
576 barriers.

577

578 During the intervention, which took place between May 2018 – Aug 2018, the
579 UK experienced unusually high temperatures which affected how often the participants
580 wanted to cycle. There were also other periods when they were not cycling, such as during
581 holidays. Other limitations concerned the GPS trackers. Technical issues meant that data
582 for the first two weeks of the intervention was not collected for two of the three
583 participants, also data for some trips was not recorded and therefore not included in the
584 analysis. Several e-bike studies have also experienced problems using GPS trackers (45-
585 47) and a possible alternative could be via the use of video observation and biographical

586 interviews as methods of data collection as used by Jones and colleagues for the
587 *cycleBoom* project which also included a participant who had previously had a stroke
588 (26). Finally, this study did not explore all the different types of e-bikes and adaptations
589 that are available, and some participants may have benefitted from these.

590 **Conclusion**

591

592 In conclusion, although a limited sample, this study shows that stroke survivors
593 can use e-bikes and e-trikes, however it highlighted a number of barriers they may
594 encounter with regards to cycling outdoors. The assistance provided by the e-bike was a
595 positive factor in enabling the participants to cycle. However, level of impairment, social
596 support and motivation were all significant factors and e-bikes may not be accessible or
597 suitable for everyone.

598

599 **Acknowledgments**

600 We would like to thank the participants who participated in this study and Ian Gibbs at I-
601 Cycle Electric (1 North Street, Clitheroe, BB7 1PG) who provided training and technical
602 support throughout this study. This research is part funded by the National Institute for
603 Health Research Applied Research Collaboration North West Coast (NIHR ARC NWC).
604 The views expressed are those of the author(s) and not necessarily those of the National
605 Institute for Health Research or the Department of Health and Social Care.

606

607 **Declaration of Interest**

608 No potential conflict of interest was reported by the authors.

609

610 **Word Count:** 5948

611 References

- 612 1. Kim K, Kim YM, Kim EK. Correlation between the Activities of Daily Living
613 of Stroke Patients in a Community Setting and Their Quality of Life. *J Phys Ther Sci*.
614 2014;26(3):417-9.
- 615 2. de Graaf JA, van Mierlo ML, Post MWM, Achterberg WP, Kappelle LJ, Visser-
616 Meily JMA. Long-term restrictions in participation in stroke survivors under and over
617 70 years of age. *Disability and Rehabilitation*. 2018;40(6):637-45.
- 618 3. Morris J, Oliver T, Kroll T, Macgillivray S. The importance of psychological
619 and social factors in influencing the uptake and maintenance of physical activity after
620 stroke: a structured review of the empirical literature. *Stroke Res Treat*.
621 2012;2012:195249-.
- 622 4. Nicholson S, Sniehotta FF, van Wijck F, Greig CA, Johnston M, McMurdo
623 MET, et al. A Systematic Review of Perceived Barriers and Motivators to Physical
624 Activity after Stroke. 2013;8(5):357-64.
- 625 5. Outermans J, Pool J, van de Port I, Bakers J, Wittink H. What's keeping people
626 after stroke from walking outdoors to become physically active? A qualitative study,
627 using an integrated biomedical and behavioral theory of functioning and disability.
628 *BMC Neurol*. 2016;16(1):137-.
- 629 6. Aguiar LT, Martins JC, Nadeau S, Britto RR, Teixeira-Salmela LF, Faria
630 CDCM. Efficacy of interventions to improve physical activity levels in individuals with
631 stroke: a systematic review protocol. 2017;7(1):e012479.
- 632 7. Morris JH. Body, Person and Environment: Why Promoting Physical Activity
633 (PA) with Stroke Survivors Requires Holistic Thinking. *Brain Impairment*.
634 2016;17(1):3-15.
- 635 8. Pollock A, Baer G, Campbell P, Choo PL, Forster A, Morris J, et al. Physical
636 rehabilitation approaches for the recovery of function and mobility following stroke.
637 *Cochrane Database Syst Rev*. 2014;2014(4):CD001920-CD.
- 638 9. Greenhalgh O, McMahon NE, Gaskins N, Khan A, Frings M, Janssen J, et al.
639 An exploration of stroke survivors' perspectives on cycling and the use of electric bikes.
640 *Physiotherapy Practice and Research*. 2019;40(2):117-26.
- 641 10. Pang MYC, Charlesworth SA, Lau RWK, Chung RCK. Using Aerobic Exercise
642 to Improve Health Outcomes and Quality of Life in Stroke: Evidence-Based Exercise
643 Prescription Recommendations. *Cerebrovascular Diseases*. 2013;35(1):7-22.
- 644 11. Vanroy C, Feys H, Swinnen A, Vanlandewijck Y, Truijen S, Vissers D, et al.
645 Effectiveness of Active Cycling in Subacute Stroke Rehabilitation: A Randomized
646 Controlled Trial. *Archives of Physical Medicine and Rehabilitation*. 2017;98(8):1576-
647 85.e5.
- 648 12. Ferrante S, Pedrocchi A, Ferrigno G, Molteni F. Cycling induced by functional
649 electrical stimulation improves the muscular strength and the motor control of
650 individuals with post-acute stroke. *Europa Medicophysica-SIMFER 2007 Award*
651 *Winner. European journal of physical and rehabilitation medicine*. 2008;44:159-67.
- 652 13. Hancock NJ, Shepstone L, Rowe P, Myint PK, Pomeroy V. Clinical efficacy and
653 prognostic indicators for lower limb pedalling exercise early after stroke: Study protocol
654 for a pilot randomised controlled trial. *Trials*. 2011;12(1):68.

- 655 14. Sibley K, Tang A, Brooks D, Brown D, McIlroy W. Feasibility of Adapted
656 Aerobic Cycle Ergometry Tasks to Encourage Paretic Limb Use After Stroke: A Case
657 Series. *Journal of neurologic physical therapy : JNPT*. 2008;32:80-7.
- 658 15. Barbosa D, Santos CP, Martins M. The Application of Cycling and Cycling
659 Combined with Feedback in the Rehabilitation of Stroke Patients: A Review. *Journal of*
660 *Stroke and Cerebrovascular Diseases*. 2015;24(2):253-73.
- 661 16. Fishman E, Cherry C. E-bikes in the Mainstream: Reviewing a Decade of
662 Research. *Transport Reviews*. 2016;36(1):72-91.
- 663 17. Bourne JE, Sauchelli S, Perry R, Page A, Leary S, England C, et al. Health
664 benefits of electrically-assisted cycling: a systematic review. *International Journal of*
665 *Behavioral Nutrition and Physical Activity*. 2018;15(1):116.
- 666 18. Dill J, Rose G. Electric bikes and transportation policy. *Transportation Research*
667 *Record*. 2012;2314(2314):1-6.
- 668 19. Louis J, Brisswalter J, Morio C, Barla C, Temprado J-J. The Electrically
669 Assisted Bicycle: An Alternative Way to Promote Physical Activity. 2012;91(11):931-
670 40.
- 671 20. Leyland L-A, Spencer B, Beale N, Jones T, Van Reekum CM. The effect of
672 cycling on cognitive function and well-being in older adults. *PLOS ONE*.
673 2019;14(2):e0211779.
- 674 21. Jones T, Harms L, Heinen E. Motives, perceptions and experiences of electric
675 bicycle owners and implications for health, wellbeing and mobility. *Journal of*
676 *Transport Geography*. 2016;53:41-9.
- 677 22. Searle A, Ranger E, Zahra J, Tibbitts B, Page A, Cooper A. Engagement in e-
678 cycling and the self-management of type 2 diabetes: a qualitative study in primary care.
679 2019;3(2):bjgpopen18X101638.
- 680 23. Leger SJ, Dean JL, Edge S, Casello JM. "If I had a regular bicycle, I wouldn't
681 be out riding anymore": Perspectives on the potential of e-bikes to support active living
682 and independent mobility among older adults in Waterloo, Canada. *Transportation*
683 *Research Part A: Policy and Practice*. 2019;123:240-54.
- 684 24. Hansen D, Soors A, Deluyker V, Frederix I, Dendale P. Electrical support
685 during outdoor cycling in patients with coronary artery disease: impact on exercise
686 intensity, volume and perception of effort. *Acta cardiologica*. 2018;73(4):343-50.
- 687 25. Wellbeing Wf. Experiences of disabled cyclists – 2017 survey. 2017.
- 688 26. Jones T, Chatterjee, K., Spinney, J., Street, E., Van Reekum, C., Spencer, B.,
689 Jones, H., Leyland, L.A., Mann, C., Williams, S. & Beale, N. cycle BOOM. Design for
690 Lifelong Health and Wellbeing. Summary of Key Findings and Recommendations.
691 Oxford Brookes University, UK; 2016.
- 692 27. Morris JH, Oliver T, Kroll T, Joice S, Williams B. From physical and functional
693 to continuity with pre-stroke self and participation in valued activities: A qualitative
694 exploration of stroke survivors', carers' and physiotherapists' perceptions of physical
695 activity after stroke. *Disability and Rehabilitation*. 2015;37(1):64-77.
- 696 28. Connell LA, McMahon NE, Redfern J, Watkins CL, Eng JJ. Development of a
697 behaviour change intervention to increase upper limb exercise in stroke rehabilitation.
698 *Implementation Science*. 2015;10(1):34.
- 699 29. Nicholson SL, Donaghy M, Johnston M, Sniehotta FF, van Wijck F, Johnston D,
700 et al. A qualitative theory guided analysis of stroke survivors' perceived barriers and
701 facilitators to physical activity. *Disability and Rehabilitation*. 2014;36(22):1857-68.
- 702 30. Walker MF, Hoffmann TC, Brady MC, Dean CM, Eng JJ, Farrin AJ, et al.
703 Improving the development, monitoring and reporting of stroke rehabilitation research:

704 Consensus-based core recommendations from the Stroke Recovery and Rehabilitation
705 Roundtable. 2017;12(5):472-9.

706 31. Michie S, Atkins, L., & West, R. The Behaviour Change Wheel: A Guide to
707 Designing Interventions. Great Britain: Silverback Publishing; 2014.

708 32. Hall J, Morton S, Hall J, Clarke DJ, Fitzsimons CF, English C, et al. A co-
709 production approach guided by the Behaviour Change Wheel to develop an intervention
710 for reducing sedentary behaviour after stroke. 2020.

711 33. Al-Rawahi S, Newton J, Asimakopoulou K, Masood M, Bulushi N, Yaqoobi K.
712 The Psychological Models of Health-related Behavior in Understanding Sugars Intake
713 in Adults: A Review. Oman medical journal. 2019;35.

714 34. Baxter P, Jack S. Qualitative Case Study Methodology: Study Design and
715 Implementation for Novice Researchers. Qualitative Report. 2010;13.

716 35. Gov.uk. Mobility scooters and powered wheelchairs: the rules N.D [Available
717 from: www.gov.uk/mobility-scooters-and-powered-wheelchairs-rules/eyesight-requirements
718 [requirements](http://www.gov.uk/mobility-scooters-and-powered-wheelchairs-rules/eyesight-requirements)

719 36. ArcGIS. 2020 [Available from: <https://www.arcgis.com/index.html>].

720 37. Braun V, Clarke V. Using thematic analysis in psychology. Qualitative Research
721 in Psychology. 2006;3(2):77-101.

722 38. Fyhri A, Heinen E, Fearnley N, Sundfør HB. A push to cycling—exploring the
723 e-bike's role in overcoming barriers to bicycle use with a survey and an intervention
724 study. International Journal of Sustainable Transportation. 2017;11(9):681-95.

725 39. Popovich N, Gordon E, Shao Z, Xing Y, Wang Y, Handy S. Experiences of
726 electric bicycle users in the Sacramento, California area. Travel Behaviour and Society.
727 2014;1(2):37-44.

728 40. Van Cauwenberg J, De Bourdeaudhuij I, Clarys P, de Geus B, Deforche BJT. E-
729 bikes among older adults: benefits, disadvantages, usage and crash characteristics.
730 2019;46(6):2151-72.

731 41. Blumenstein T, Zeitlmann H, Alves-Pinto A, Turova V, Lampe R. Optimization
732 of electric bicycle for youths with disabilities. Springerplus. 2014;3:646-.

733 42. Prior PL, Suskin N. Exercise for stroke prevention. Stroke and Vascular
734 Neurology. 2018;3(2):59.

735 43. Resnick B, Michael K, Shaughnessy M, Kopunek S, Nahm ES, Macko RF.
736 Motivators for treadmill exercise after stroke. Top Stroke Rehabil. 2008;15(5):494-502.

737 44. Brouwer-Goossensen D, Genugten Lv, Lingsma H, Dippel D, Koudstaal P,
738 Hertog Hd. Determinants of intention to change health-related behavior and actual
739 change in patients with TIA or minor ischemic stroke. Patient Education and
740 Counseling. 2016;99(4):644-50.

741 45. Cooper AR, Tibbitts B, England C, Procter D, Searle A, Sebire SJ, et al.
742 Potential of electric bicycles to improve the health of people with Type 2 diabetes: a
743 feasibility study. Diabetic Medicine. 2018;35(9):1279-82.

744 46. Hoj TH, Bramwell JJ, Lister C, Grant E, Crookston BT, Hall C, et al. Increasing
745 Active Transportation Through E-Bike Use: Pilot Study Comparing the Health Benefits,
746 Attitudes, and Beliefs Surrounding E-Bikes and Conventional Bikes. JMIR Public
747 Health and Surveillance. 2018;4(4):e10461.

748 47. Malnes L LS, Bere E, Tjelta LI, Kristoffersen M, Mildestvedt T, et al. How
749 access to an E-bike affects bicycle use and cardiopulmonary fitness in
750 inactive Norwegian adults: A pilot study. [Master's Thesis] In Press 2016. 2016.

751
752
753

754

755

756 Table 1: Demographic information by case

Participants	Age (yrs)	First Stroke	Time since stroke occurred (months)	Current methods of physical activity	Living alone or with a partner	Able to loan an e-bike (Y/N)	E-bike or e-trike	Adaptations	Reason for withdrawal
Brian	72	Yes	30	Walking, going to the gym and cycling using an adapted cycle	Partner	Y	e-trike	Brakes	-
Ken	64	No	72	Fishing	Alone	N	-	-	Lack of storage space
Jim	63	Yes	1	Walking his dog	Partner	Y	e-bike	None	-
Rob	56	Yes	40	Walking and attending exercise classes twice a week	Partner	Y	e-trike	Brakes and pedals	-
Ismail	65	Yes	36	Walking	Alone	N	-	-	Did not feel safe using the e-trike
Tim	55	Yes	5	Walking	Alone	N	-	-	Could not get GP approval

757

758

759

760

761 Table 2: Journey details for the participants who loaned an e-bike/e-trike.

Participants	Brian	Jim	Rob
Number of weeks loan	11	8	8
Number of completed journeys recorded	7	13	3
Mean average Journey Length (min)	16	48	27
Min Journey Length (min)	10	6	22
Max Journey Length (min)	22	168	32
Average distance (km)	2.45	13.97	1.68
Min journey distance (km)	1.68	1.43	1.36
Max journey distance (km)	3.33	45.9	1.89

762