

Central Lancashire Online Knowledge (CLoK)

Title	Re-examining the effects of verbal instructional type on early stage motor learning
Type	Article
URL	https://clock.uclan.ac.uk/12473/
DOI	https://doi.org/10.1016/j.humov.2015.08.023
Date	2015
Citation	Bobrownicki, R., MacPherson, A.C., Coleman, S., Collins, D., and Sproule, J. (2015) Re-examining the effects of verbal instructional type on early stage motor learning. Human Movement Science, 44 (1). pp. 168-181. ISSN 0167-9457
Creators	Bobrownicki, R., MacPherson, A.C., Coleman, S., Collins, D., and Sproule, J.

It is advisable to refer to the publisher's version if you intend to cite from the work.
<https://doi.org/10.1016/j.humov.2015.08.023>

For information about Research at UCLan please go to <http://www.uclan.ac.uk/research/>

All outputs in CLoK are protected by Intellectual Property Rights law, including Copyright law. Copyright, IPR and Moral Rights for the works on this site are retained by the individual authors and/or other copyright owners. Terms and conditions for use of this material are defined in the <http://clock.uclan.ac.uk/policies/>

1 Running head: RE-EXAMINING THE EFFECTS OF VERBAL INSTRUCTIONS

2
3 This is a pre-proof corrected manuscript, as accepted for publication, of an article published
4 by *Elsevier* in *Human Movement Science* on 12th September 2015, available online:
5 <http://www.sciencedirect.com/science/article/pii/S0167945715300324>

6
7
8 Re-examining the effects of verbal instructional type on early stage motor learning

9 Ray Bobrownicki^a, Alan C. MacPherson^a, Simon G.S. Coleman^a, Dave Collins^b, and John

10 Sproule^a

11
12 ^a Institute for Sport, Physical Education and Health Sciences; University of Edinburgh;

13 St. Leonard's Land; Holyrood Road; Edinburgh; EH8 8AQ; United Kingdom

14 ^bInstitute of Coaching and Performance, University of Central Lancashire,

15 Preston, Lancashire, PR21 2HE

16
17
18
19
20
21 Correspondence regarding this article should be addressed to Ray Bobrownicki;

22 Institute for Sport, Physical Education and Health Sciences; University of Edinburgh; St.

23 Leonard's Land; Holyrood Road; Edinburgh; EH8 8AQ; United Kingdom. Email:

24 ray.bobrownicki@ed.ac.uk

1 Abstract

2 The present study investigated the differential effects of analogy and explicit
3 instructions on early stage motor learning and movement in a modified high jump task.
4 Participants were randomly assigned to one of three experimental conditions: analogy,
5 explicit light (reduced informational load), or traditional explicit (large informational load).
6 During the two-day learning phase, participants learned a novel high jump technique based
7 on the 'scissors' style using the instructions for their respective conditions. For the single-day
8 testing phase, participants completed both a retention test and task-relevant pressure test, the
9 latter of which featured a rising high-jump-bar pressure manipulation. Although analogy
10 learners demonstrated slightly more efficient technique and reported fewer technical rules on
11 average, the differences between the conditions were not statistically significant. There were,
12 however, significant differences in joint variability with respect to instructional type, as
13 variability was lowest for the analogy condition during both the learning and testing phases,
14 and as a function of block, as joint variability decreased for all conditions during the learning
15 phase. Findings suggest that reducing the informational volume of explicit instructions may
16 mitigate the deleterious effects on performance previously associated with explicit learning in
17 the literature.

18

19

20

21 **Keywords: motor control, explicit learning, analogy learning, instruction, task-relevant**22 **pressure**

23

24

25

1 **1. Introduction**

2 According to the traditional cognitive framework of motor skill acquisition (Anderson,
3 1982; Fitts & Posner, 1967), the attentional demands and knowledge that underlie motor
4 performance differ with respect to expertise. Although more advanced performance relies on
5 automatised procedural systems that require little conscious attention, the early stages of skill
6 learning involve the effortful serial processing of explicit, rule-based knowledge in working
7 memory systems in order to approximate the successive steps of motor execution. While
8 research indicates that novices may benefit from the self-focused attention engendered by
9 explicit information (e.g., Beilock, Carr, MacMahon, & Starkes, 2002), research also
10 suggests that explicit knowledge is associated with skill breakdown under pressure
11 (e.g., Lam, Maxwell, & Masters, 2009b; Masters, 2000; Masters & Maxwell, 2004).

12 Theorising that explicit, rule-based information might interfere with skilled
13 performance when reinvested into typically autonomous skills, Masters (1992) demonstrated
14 that golf-putting skills acquired implicitly—without reliance on rule-based instruction or
15 working memory systems— were more resilient to induced stressful conditions than those
16 same skills gained through explicit means. Subsequent studies have since shown passively-
17 acquired motor skills to be more robust under performance pressure (J. Hardy, Mullen, &
18 Martin, 2001; L. Hardy, Mullen, & Jones, 1996; Masters, 1992), physiological fatigue
19 (Masters, Poulton, & Maxwell, 2008; Poulton, Masters, & Maxwell, 2007), and concurrent
20 cognitive demands (Masters, 1992, 2000) than performance underpinned by declarative
21 knowledge.

22 However, despite such favourable findings in the laboratory, several factors have
23 limited the application of implicit instructional methods in the field. Much of the difficulty in
24 this regard stems from the cumbersome and logistically demanding techniques employed to
25 encourage passive skill learning, such as dual-task learning (L. Hardy et al., 1996; Masters,

1 1992; Maxwell, Masters, & Eves, 2000), errorless or reduced-feedback learning (Maxwell,
2 Masters, & Eves, 2003; Maxwell, Masters, Kerr, & Weedon, 2001) and subliminal learning
3 (Masters, Maxwell, & Eves, 2001). As Poolton, Masters, and Maxwell (2006) explained,
4 ‘implicit motor learning paradigms are ecologically challenged, generally difficult to apply in
5 the field, and result in slower learning than normal’ (p. 678).

6 Recognising the need for more feasible implicit instructional methods, Masters (2000)
7 proposed the concept of ‘coaching by analogy’ in which a series of complex movements or
8 behaviours are conveyed through a single analogical cue. The premise is that such an ‘all
9 encompassing biomechanical metaphor’ can be readily incorporated into existing coaching
10 and instructional paradigms as it does not require unusual modifications to the learning
11 environment (e.g., dual-task or subliminal learning), but simply an adjustment in the type of
12 information (i.e., analogy versus explicit rules). Studies have since shown that participants
13 learning tasks through analogical instruction report fewer task-relevant rules (Koedijker et al.,
14 2011; Lam, Maxwell, & Masters, 2009a; Lam et al., 2009b; Liao & Masters, 2001; Poolton et
15 al., 2006), exhibit no deficits in performance or kinematic variables (Lam et al., 2009b), and
16 perform without disruption under stressful (Lam et al., 2009a) or dual-task conditions
17 (Koedijker et al., 2011; Lam et al., 2009b; Liao & Masters, 2001). A potential
18 methodological issue, however, makes it uncertain whether these observed advantages of
19 analogy learning arose from the *type* of instruction or the reduced *volume* of instructions
20 compared to traditional explicit methods. In this regard, the rules for the explicit conditions in
21 previous empirical research have outnumbered the single-cue analogy instructions by ratios
22 ranging from 5:1 (Koedijker et al., 2011) to as high as 12:1 (Liao & Masters, 2001), even
23 though current motor learning literature and many coaching guides advise focusing on no
24 more than two or three key points at any one time when teaching new motor skills (e.g.,
25 Mannie, 1998; McQuade, 2003; Schmidt & Wrisberg, 2004). Given that part of the

1 inspiration behind the concepts of implicit and, subsequently, analogy learning was to reduce
2 the load on attentional resources engendered by the task instructions, it would seem not only
3 equitable, but also necessary from an experimental perspective, to explore the impact of
4 explicit instructions in their leanest possible configuration as well. The aforementioned
5 disparity in instructional volume might also explain the propensity for explicit learners to
6 report more task-relevant rules in follow-up questionnaires than their analogy group
7 counterparts, as they would have repeatedly read, memorised, and performed up to eleven
8 additional instructional steps. As it stands, it is difficult to establish whether the performance
9 deficits attributed to explicit learning in the existing literature resulted from conscious
10 processing engendered by the instruction itself or from competition for available attentional
11 resources.

12 *1.1. Content under pressure*

13 Although a fairer comparison with explicit learning would represent a positive
14 methodological evolution, additional refinements might further enhance the usefulness of
15 analogy and explicit learning research to those working in applied settings. Just as the
16 impracticalities of implicit learning methods motivated the development of the concept of
17 analogy learning, the artificial manipulations used to simulate pressure or competitive
18 conditions in laboratory research could too benefit from the adoption of a more practical and,
19 perhaps, more representative approach. Part of the original rationale for employing implicit
20 instructional methods was that it might limit susceptibility to ‘choking’ (Masters, 1992), a
21 phenomenon of pressure-induced skill failure (Baumeister, 1984); however, choking has
22 typically been evaluated using contrived manipulations of pressure and distraction that are
23 often unrealistic and disproportionate to the levels experienced in sport (Gucciardi &
24 Dimmock, 2008; Hill, Hanton, Matthews, & Fleming, 2010). This trend has continued in
25 analogy learning research with prize money (Lam et al., 2009b), evaluation (Lam et al.,

1 2009a), audience observation (Law, Masters, Bray, Eves, & Bardswell, 2003), and secondary
2 task loads such as reverse counting (Lam et al., 2009b) and tone monitoring (Orrell, Eves, &
3 Masters, 2006) accounting for just a few of the task-irrelevant methods used to evaluate the
4 robustness of skills learned under both explicit and analogy conditions. According to Jones
5 and Hardy (1990), however, tasks that offer more authentic anxiety manipulations represent
6 richer opportunities for exploring the relationships between anxiety and performance.
7 Moreover, studies that employ ego-stressor methods manage to evoke only moderate levels
8 of anxiety that are incommensurate with those experienced during competition (Williams &
9 Elliot, 1999). To both enhance understanding of the differential impact of various types of
10 verbal instruction and increase the utility of this research for those in the field, research
11 designs ought to reflect the demands and pressures experienced within authentic performance
12 environments (see Pijpers, Oudejans, & Bakker, 2005; Pijpers, Oudejans, Holsheimer, &
13 Bakker, 2003).

14 *1.2. The current study*

15 The present study sought to address concerns regarding informational imbalance and
16 representative pressure by introducing an explicit condition with reduced instructional
17 volume and by implementing a task-appropriate pressure manipulation in a modified high
18 jump task. In taking these steps, the primary aim of the study was to investigate the
19 differential effects of analogy and explicit instruction on movement learning and
20 performance. The choice of a high jump task offered both a technique that was well suited to
21 analogy (the scissor style) and a controllable performance-related pressure (bar height)
22 inspired by the authentic pressure manipulation of climbing height previously used by Pijpers
23 and colleagues (2005; 2003). In competitive contexts, the rising height of the bar is
24 associated with increasing levels of pressure and anxiety, especially as the bar begins nearing
25 heights perceived to be at the limits of one's capabilities (for accounts, see Kangaroo Track

1 Club, 2010; Lee, 2010). Although all aspects of the jump should remain consistent from one
2 attempt to the next (Gillespie, 2007), anecdotal evidence indicates that the anxiety that
3 accompanies higher bar heights can affect the execution of movements (e.g., Keogh, 2015),
4 resulting in failed attempts, even though clearances at previous heights suggest the physical
5 and technical capabilities for success. In using this task, it was of particular interest to learn if
6 verbal instructional type differentially affected either the accumulation of declarative
7 knowledge or technical performance under the task-relevant pressure conditions.

8 Just how instructional type affects coordination *during* the jumping movement itself—
9 and not simply the result of the jump—is also of particular interest to this study. While recent
10 research has explored the impact of pressure or anxiety on movement (e.g., Collins, Jones,
11 Fairweather, Doolan, & Priestley, 2001; Pijpers et al., 2005; Pijpers et al., 2003), only a
12 single study, to date, has compared the differential impact of explicit and analogy instruction
13 on movement mechanics. In that one study, however, Lam et al. (2009b) did not find any
14 kinematic differences between analogy and explicit learners, so the possible effects of these
15 two instructional types on movement coordination remain unclear. To gain greater insight
16 into movement, a number of sport science researchers have advocated a transition from
17 descriptive biomechanical analyses to more analytical approaches for conceptualising and
18 evaluating movement mechanics (e.g., Elliot, 1999; Glazier, Davids, & Bartlett, 2003; Nigg,
19 1993). In recent years, researchers have increasingly investigated changes in movement
20 coordination using methods inspired by concepts rooted in dynamical systems theory
21 (Hodges, Hayes, Horn, & Williams, 2005; Pijpers et al., 2005; Pijpers et al., 2003).
22 According to Glazier, Davids, and Bartlett (2002; 2003), dynamical systems theory—which
23 views behaviour and movement solutions as emergent consequences of external variables and
24 constraints (Hodges et al., 2005)—may just provide the relevant theoretical foundation
25 necessary for conducting sport science research, because of its interdisciplinary approach to

1 coordination and motor control.

2 Although the current study was not primarily concerned with dynamical systems theory
3 per se, the theory offers a framework for exploring, quantifying, and understanding
4 movement and coordination, by examining the control and movement of joints, largely
5 inspired by Bernstein's (1967) proposed universal motor learning solution. According to
6 Bernstein (1967), learners constrain movement early on by rigidly fixing joint angles in order
7 to reduce the number of degrees of freedom requiring active control, before gradually
8 releasing them over practice and transitioning to smoother, more economical movement. This
9 process of freeing degrees of freedom should be characterised by increasing variability within
10 and between joints (Vereijken, van Emmerik, Whiting, & Newell, 1992). A secondary aim of
11 the study, therefore, was to examine differences in joint variability to investigate how
12 instructional type affects the nature of motor learning. As Bernstein's motor learning solution
13 is intended as a universal theory, it was of particular interest to see if variability differed in
14 any way with respect to instructional type.

15 **2. Method**

16 *2.1. Participants*

17 Twenty-one healthy male volunteers (mean age = 23.7 years, $SD = 4.3$) were randomly
18 assigned to one of three experimental conditions: the analogy condition ($n = 7$), the explicit
19 light condition ($n = 7$), or the traditional explicit condition ($n = 7$). Participants were
20 considered novices in high jump if they had not received any formal coaching instruction in
21 the event (Poolton et al., 2006, 2007). Two participants from the traditional explicit condition
22 were excluded from the study following data collection for failing to follow the task
23 instructions; consequently, two new participants were recruited using purposive sampling
24 techniques to ensure equal-sized groups. Following previous precedent (e.g., Lam et al.,
25 2009a; Poolton et al., 2006), a control group was not included as research suggests that these

1 Three Canon MD101 video cameras recording at 50 fields per second filmed the
2 jumping trials for the biomechanical analyses. The image space was calibrated before and
3 after each session using a custom-built metal frame measuring 1.90 m × 1.90 m × 2.89 m
4 (Coleman & Rankin, 2005). To obtain the kinematic data, the positions of eighteen body
5 landmarks including joint centres and limb extremities were manually digitised, transformed
6 into three-dimensional coordinates using the direct linear transformation method (Abdel-Aziz
7 & Karara, 1971), and smoothed using the APAS three-dimensional motion analysis system
8 (Ariel Performance Analysis System; Ariel Dynamics, Inc.; San Diego, CA, USA).

9 *2.3. Design*

10 The experiment featured a mixed design comprising a two-day learning phase and a
11 single-day testing phase. Because high jump athletes do not make many full-effort jumps in a
12 single session (Dapena, McDonald, & Cappaert, 1990)—typically between 10 and 20 jumps
13 in three sessions weekly (Keogh, 2015)—learning trials were reduced compared to previous
14 research (e.g., Lam et al., 2009a, 2009b; Liao & Masters, 2001; Poolton et al., 2007) to make
15 the design more representative of real-world practice and to limit the possibility of fatigue
16 impacting performance. During the learning phase, participants performed 2 identical blocks
17 of 10 jumps for each day of learning. The testing phase, in contrast, was divided into two
18 distinct parts: a retention test and task-relevant pressure test. During the retention test, which
19 was used to assess learning and provide a baseline for the testing phase, participants again
20 performed 10 jumps. For the task-relevant pressure test, however, participants continued
21 jumping until they recorded three successive failures in accordance with the competition
22 rules of the high jump. Between all days of the study, participants received 47 hours rest to
23 allow for sufficient recovery (i.e., they attended the lab at the same time every other day).

24 *2.4. Procedure*

25 Participants individually learned and performed the scissor-style high jump technique

1 using the instructions for their respective conditions by jumping over a foam-covered, low-
2 height elastic band held in position by two uprights. In order to simulate competitive
3 conditions, a 4-m high jump bar replaced the elastic band during the task-relevant pressure
4 test and was raised 5 cm following each successful clearance. The height of the elastic band,
5 which remained unchanged for the learning phase and retention test to prevent hypothesis
6 testing (Maxwell, Masters, & Eves, 1999), was systematically calculated using a modified
7 model for predicting Fosbury Flop performance (Laffaye, 2011). This calculation, which was
8 based on the physical characteristics and vertical-jumping reach height of each participant,
9 also served as the starting height for the bar during the task-relevant pressure test. For reasons
10 concerning both safety and technique, participants were informed that they must always land
11 upright (i.e., on one or both feet) and only use the clearly marked run-up area for their
12 approach and jump. Participants—who all warmed up with dynamic stretching exercises
13 upon arrival (Ebben & Petushek, 2010)—were afforded 40-s rest between all jumps during
14 both the learning and testing phases.

15 The instructions for the experimental conditions, shown in Table 1, were compiled
16 from a variety of sources (American Sport Education Program, 2008; Morgan, 2002;
17 Shepherd, 2009) and tailored as appropriate to suit the nature of these conditions. Participants
18 were asked to read through the instructions for their respective groups before commencing
19 each block of jumps in the learning phase. For the testing phase, participants were not
20 reminded at any point of their instructions, but were asked to maintain effort and maximise
21 jumping performance, following the example of previous research (Lam et al., 2009b).
22 Throughout the study, the technique was called the ‘Penn State style high jump technique’ to
23 mitigate the possibility of any possible prior knowledge or awareness of the scissors style
24 affecting participant performance. For the task-relevant pressure test, trials were deemed
25 successful only if the participants both jumped over the bar without dislodging it (i.e., the bar

1 stayed on the standards) and landed upright on the mats.

2 *****Table 1 near here*****

3 2.5. *Dependent variables*

4 2.5.1. *Psychological measures*

5 Subjective anxiety was measured at the end of the learning and testing phases using the
6 ‘anxiety thermometer’—a self-report measure used in recent anxiety-performance research
7 (Lam et al., 2009a; Pijpers et al., 2005; Pijpers et al., 2003) with moderate to high correlation
8 ($r = .64-.77$) with the State-Trait Anxiety Inventory (STAI; Spielberger, Gorsuch, &
9 Lushene, 1970)—which asked participants to rate their current level of anxiety by placing a
10 cross on a 10-cm continuous scale, ranging from 0 (left end; not anxious at all) to 10 (right
11 end; extremely anxious). The physical distance in centimetres between the left edge of the
12 scale and participants’ crosses was used as the measure of self-reported anxiety.

13 Self-reported mental effort was assessed using the Rating Scale for Mental Effort
14 (RSME; Zijlstra, 1993), which has been employed previously to measure effort in sport (e.g.,
15 Cooke, Kavussanu, McIntyre, & Ring, 2010; Wilson, Smith, & Holmes, 2007), and has
16 demonstrated acceptable reliability in both laboratory and work settings ($r = .88$ and $.78$
17 respectively; Zijlstra, 1993). At the conclusion of both the learning and testing phases,
18 participants were asked to rate the amount of effort invested during performance on a vertical
19 axis scale ranging from 0 to 150. Nine category anchors illustrated points throughout the
20 continuum, including 3 (no mental effort at all) and 114 (extreme mental effort) at the
21 extremes.

22 2.5.2. *Psychophysiological measures*

23 Harrison et al. (2001) and McKay et al. (1997) argued that sports competition incites
24 cardiovascular responses that extend beyond the typical physiological effects of the task. If
25 the bar height manipulation evokes physiological effects representative of real-world

1 competitive conditions, it was expected that the average heart rate readings would increase in
2 the task-relevant pressure test relative to all other sets. With this in mind, heart rate was
3 measured using Polar Electro Sports Testers (Polar Electro, Finland), in order to evaluate the
4 effectiveness of the task-relevant pressure manipulation and levels of physiological arousal
5 during the task (e.g., L. Hardy & Parfitt, 1991). Readings were collected in 5-s intervals using
6 heart rate transmitters and data receivers that were fitted to each participant's chest and wrist.

7 *2.5.3 Amount of verbal knowledge*

8 Based on the verbal protocols of Lam et al. (2009b), immediately following the task-
9 relevant pressure test, participants were asked to reflect upon their performances and describe
10 in as much detail as possible 'any methods, rules, or techniques that they remembered using
11 while performing the high-jumping task during both the learning and test phases'. Two
12 independent raters examined all reports. Only statements referring directly to technical or
13 mechanical aspects of high-jumping technique were counted; any statements unrelated to task
14 performance were excluded from the tally. In this instance, the verbal protocol questionnaire
15 not only served as a measure of the accumulation of explicit knowledge, but also as a control
16 measure to ensure that participants were focused only on the instructions for their respective
17 conditions. In this regard, the verbal protocols helped to reveal that two of the participants
18 had intentionally disregarded the task instructions and relied upon knowledge relating to
19 other movement skills (e.g., basketball lay-ups), leading to their exclusion from the study.

20 *2.5.4. Technical efficiency*

21 Unlike a typical high jump competition, the highest successful clearance is not
22 necessarily meaningful in the present study due to the shortened approach run, which could
23 overemphasise physical differences between participants. For this reason, based on the
24 methods of Hay and Reid (1982) and Dapena (1992), a standardised measure of technical
25 efficiency was calculated to assess learning for each participant by dividing the clearance

1 height (i.e., height of the bar or elastic band) by the peak height of the centre of mass (COM;
2 see figure 1 for illustration). Higher ratings represent more efficient clearances, while lower
3 ratings indicate less efficient clearances in which technique inhibited maximisation of flight
4 height. Technical efficiency was calculated for all jumps of the learning phase and for the
5 highest clearance for each participant during the task-relevant pressure test. It was expected
6 that traditional explicit participants would demonstrate less technical efficiency than their
7 analogy and explicit light counterparts, because of the additional instructional load compared
8 to the other two groups.

9 *2.5.5. Joint variability*

10 To explore the effects of instructional type on joint variability, the standard deviations
11 around the mean (Glazier, 2011; Vereijken et al., 1992) were calculated for four specific
12 joints: left knee, left hip, right knee, and right hip. The knees and hips not only represent
13 important considerations for optimising technique (see figure 1 for depiction of the scissor
14 style) according to the coaching literature (e.g., American Sport Education Program, 2008;
15 Reid, 2010), but also for maximising the height of the COM according to biomechanical
16 analyses (e.g., Dapena, 2000; Dapena et al., 1990; Greig & Yeadon, 2000). In this regard,
17 biomechanical research has identified the angle of the jumping leg at touchdown (the moment
18 the jumping leg first contacts the floor; Dapena, 2000; Dapena et al., 1990), the drive action
19 of the non-jumping leg at takeoff (the moment the jumping leg leaves the floor; Greig &
20 Yeadon, 2000), and the positioning of the hips throughout the takeoff phase (i.e., from
21 touchdown to takeoff; Dapena, 2000; Dapena et al., 1990) as important factors in high
22 jumping performance. Although previous research has investigated joint variability by
23 comparing standard deviation within and across joints without any transformation (e.g.,
24 Vereijken et al., 1992), the standard deviation data in this instance were converted into
25 coefficients of variation (CV) prior to analysis to eliminate the mean differences between

1 individual participants (James, 2004; Lam et al., 2009b).

2 2.6. Analyses

3 As shown in table 2, kinematic data were collected and analysed for the first, fourth,
4 and tenth jumps in each block for both phases, based on precedents from related research
5 (e.g., Hodges et al., 2005; Vereijken et al., 1992; Zentgraf & Munzert, 2009), except in the
6 case of the task-relevant pressure test, in which the highest clearance by each participant
7 became the final measurement trial. Across all participants, the best clearances on average in
8 the task-relevant pressure test typically occurred on or near the ninth trial ($M = 9.38$, $SD =$
9 1.20). In order to cover the touchdown, takeoff, and flight phases of the jump, the starting and
10 ending points for the analysis were defined as seven frames (0.14 sec) before the moment of
11 touchdown and the precise moment that participants landed on the crash mats following the
12 jump, respectively (see figure 1 for illustration). The mean duration for the kinematic
13 analyses across all trials was 0.79 sec ($SD = 0.03$).

14 *****Table 2 near here*****

15 During analysis, any violations of the assumption of sphericity were corrected using
16 Greenhouse-Geisser procedures based upon the advice of Field (2005) and the precedent
17 established by preceding research (e.g., Hodges et al., 2005; Lam et al., 2009b). Post hoc
18 analyses employed Bonferroni's method to control for type I error (Field, 2005), unless
19 otherwise noted. All results reported as significant at the .05 level.

20 2.7. Digitising accuracy and precision

21 Digitising accuracy was evaluated by digitising a moving 70 mm rigid segment using
22 the same method as participant analyses (Salter, Sinclair, & Portus, 2007; Wormgoor,
23 Harden, & Mckinon, 2010). The mean reconstructed length of the segment was $72 \text{ mm} \pm 3.8$,
24 resulting in a mean error of 2 mm (2.9%), in line with results from the aforementioned
25 studies. To assess digitising precision (Challis, 1997; Coleman & Rankin, 2005), a single

1 jumping trial was digitised six separate times and, from these data, typical errors (Hopkins,
 2 2000) were then calculated. Repeated digitisation yielded typical errors for the COM of ± 4
 3 mm, ± 2 mm, ± 3 mm in the x , y , and z axes, respectively.

4 **3. Results**

5 *3.1. Technical Efficiency.*

6 *3.1.1 Learning phase.*

7 To investigate the efficiency of the scissor technique with respect to condition, a 3×4
 8 (Condition \times Block) mixed design ANOVA with repeated measures on the latter factor was
 9 run on the technical efficiency data for the learning phase. Although participants from the
 10 analogy group demonstrated greater efficiency on average ($M = .60$, $SD = .033$, $SE = .012$)
 11 than both their explicit light ($M = .591$, $SD = .041$, $SE = .015$) and traditional explicit
 12 counterparts ($M = .572$, $SD = .032$, $SE = .012$); these differences were not statistically
 13 significant overall, $F(2, 18) = .959$, $p = .402$, $\eta_p^2 = .10$.. There was, however, a significant
 14 within-subjects effect for block, $F(3, 54) = 6.516$, $p = .001$, $\eta_p^2 = .27$., as efficiency increased
 15 across conditions as the learning phase progressed. These data pertaining to technical
 16 efficiency during the learning phase are presented in Fig. 2.

17 *******Figure 2 near here*******

18 *3.1.2 Testing phase.*

19 A one-way ANOVA was used to evaluate technical efficiency for the highest clearance
 20 of each participant during the task-relevant pressure test. Although the results approached
 21 significance, the differences with respect to instructional type were non-significant overall,
 22 $F(2, 18) = 3.137$, $p = .07$, $\omega = .47$. As in the learning phase, participants from the analogy
 23 group again demonstrated greater efficiency ($M = .80$, $SD = .013$, $SE = .005$) than those from
 24 the explicit light ($M = .774$, $SD = .035$, $SE = .013$) and traditional explicit conditions ($M =$
 25 $.755$, $SD = .0377$, $SE = .014$). The mean technical efficiency as a function of condition during

1 the testing phase is shown in Fig. 3.

2 *******Figure 3 near here*******

3 3.2. Verbal rules

4 The accumulation of task-relevant explicit rules for each participant was assessed by
5 two independent raters and then averaged into a single score. Intra-class correlation
6 coefficients, which were used to evaluate inter-marker reliability, indicated significant
7 correlations between both markers ($ICC = .91, p < .001$). A one-way ANOVA of the data
8 revealed that the analogy condition ($M = 5.71, SD = 3.68$) reported fewer rules on average
9 than the explicit light ($M = 6.29, SD = 1.87$) and traditional explicit conditions ($M = 7.86, SD$
10 $= 2.14$), but the differences between the three conditions were not significant, $F(2, 20) =$
11 $1.196, p = .325, \omega = .17$. There was, however, a statistically significant negative relationship
12 between the number of reported explicit rules and technical efficiency, $r = -.53, p < .05$.

13 3.3. Joint variability

14 3.3.1 Learning phase.

15 A $3 \times 4 \times 4$ (Condition \times Joint Angle \times Block) ANOVA with repeated measures on the
16 latter factor was conducted for joint variability. Prior to analysis, the CV data were inverse
17 square root transformed to normalise the distribution and then reflected to restore the
18 direction of the relationships between variables. Analysis indicated that there was a
19 statistically significant main effect of condition, $F(2, 18) = 16.688, p < .001, \eta_p^2 = .65$, with
20 post hoc tests revealing that the analogy group demonstrated significantly less variability
21 across all joints ($M = 1.29$) than either the explicit light, $M = 1.84, p < .001$, or traditional
22 explicit conditions, $M = 1.64, p < .01$. There was also a significant finding for joint angle,
23 $F(1.991, 35.837) = 51.194, p < .001, \eta_p^2 = .74$, indicating that variability was not consistent
24 between joints. A closer inspection of the data showed that variability was highest for the left
25 hip ($M = 2.02, SE = .02$) and lowest for the right knee ($M = 1.17, SE = .08$). Analysis

1 revealed a significant effect for block as well, $F(1.952, 35.133) = 5.376, p < .01, \eta_p^2 = .23$,
 2 with variability across all joints decreasing as the learning phase progressed (see Fig. 4),
 3 contrary to expectations from a dynamical systems theory perspective.

4 A significant interaction was detected between condition and joint angle, $F(3.982,$
 5 $35.837) = 9.897, p < .001, \eta_p^2 = .52$, meaning that the variability between joints differed with
 6 respect to condition. Simple effects analysis indicated that there were significant differences
 7 between conditions for left knee, $F(2, 18) = 6.404, p < .001$, right knee, $F(2, 18) = 15.693, p$
 8 $< .001$, left hip, $F(2, 18) = 2.480, p < .05$, and right hip, $F(2, 18) = 2.682, p < .05$. For all of
 9 these joint angles, the analogy condition demonstrated less variability than either of the other
 10 two conditions, while the explicit light condition exhibited the greatest variability in all
 11 instances (see Fig. 5).

12 *****Figure 4 near here*****

13 3.3.2. Testing phase.

14 A $3 \times 4 \times 2$ (Condition \times Joint Angle \times Block) ANOVA with repeated measures on the
 15 latter factor was conducted on joint variability data for the testing phase. Data were once
 16 again inverse square root transformed and reflected prior to analysis. Despite these steps,
 17 however, equal variances still could not be assumed for the right hip angle during the task
 18 relevant pressure test ($p = .03$). Howell (2009) noted, however, that ANOVA is robust against
 19 small violations of homoscedasticity such as this, especially when sample sizes are equal.
 20 Following the advice of Field (2005), the Games–Howell procedure was used in place of the
 21 Bonferroni method as it offers the best performance when there is any doubt regarding the
 22 equality of variances.

23 A significant main effect was found for condition, $F(2, 18) = 11.770, p = .001, \eta_p^2 = .57$,
 24 with the analogy group again demonstrating less variability on average ($M = 1.26$) than either
 25 the explicit light, $M = 1.81, p < .01$, or traditional explicit conditions, $M = 1.59$, although the

1 differences were only significant compared to the former in this instance (see Fig. 4). There
 2 was also a significant effect for joint angle, $F(1.921, 34.572) = 55.145, p < .001, \eta_p^2 = .75$.
 3 Once more, variability was highest for the left hip ($M = 2.02, SE = .03$) and lowest for the
 4 right knee ($M = 1.09, SE = .10$), echoing the findings in the learning phase.

5 Unlike the learning phase, there was no significant effect for block, but there was a
 6 significant condition \times joint angle interaction, $F(3.841, 34.572) = 6.843, p < .001, \eta_p^2 = .43$.
 7 Simple effects analysis revealed significant differences between the conditions for left knee,
 8 $F(2, 18) = 5.700, p = .001$, right knee, $F(2, 18) = 13.270, p < .001$, and right hip, $F(2, 18) =$
 9 $3.592, p < .05$. As shown in figure 5, for each of the joints, the explicit light condition
 10 demonstrated the greatest joint variability on average, followed by the traditional explicit and
 11 analogy conditions, respectively.

12 Analysis of variance revealed another significant interaction between joint angle and
 13 block, $F(1.932, 34.769) = 22.041, p < .05, \eta_p^2 = .55$, indicating that the nature of the
 14 variability between joints changed from the retention test to the task-relevant pressure test.
 15 Unlike the learning phase, which saw variability generally decrease with learning for each
 16 joint, there was no such clear pattern for the testing phase. Finally, there was also a
 17 significant three-way interaction between condition, joint angle, and block, $F(3.863, 34.769)$
 18 $= 5.144, p < .005, \eta_p^2 = .36$. To follow up this significant interaction, three separate two-way
 19 (Joint Angle \times Block) repeated-measures ANOVAs were conducted (Mullen & Hardy,
 20 2000). To guard against inflation of type I error due to these multiple comparisons, the
 21 critical p value was changed to .0125 using a Bonferroni adjustment. Analyses revealed that
 22 there was a significant interaction effect between joint angle and block for the explicit light,
 23 $F(2.024, 12.145) = .8.991, p < .005, \eta_p^2 = .60$, and traditional explicit conditions, $F(3, 18) =$
 24 $.17.341, p < .001, \eta_p^2 = .74$, but the interaction was non-significant for the analogy learners,
 25 $F(3, 18) = .894, p < .05, \eta_p^2 = .13$. An inspection of the data showed that variability for every

1 joint angle increased from the retention test to the task-relevant pressure test for those in the
2 analogy condition, whereas the variability increased only for the left and right hip joints in
3 the case of the explicit light and traditional explicit conditions.

4 *******Figure 5 near here*******

5 *3.4. Effectiveness of Pressure Manipulation*

6 To investigate the effectiveness of the pressure manipulation, a 3×2 (Group \times Block)
7 MANOVA with repeated measures on the latter factors was performed on anxiety
8 thermometer, RSME, and average heart rate data for the last block of the learning phase and
9 the task-relevant pressure test during the test phase. Analysis did not reveal any between-
10 subjects effects, $F(6, 34) = 1.057, p = .407$; however, there was a significant within-subjects
11 effect for block, $F(3, 16) = 44.88, p < .001$. Pairwise comparisons showed that anxiety
12 thermometer scores, RSME scores, and average heart rate all increased for the task-relevant
13 pressure test, suggesting that the pressure manipulation was successful.

14 *******Table 3 near here*******

15 **4. Discussion**

16 In the current study, we sought to refine previous work in the area by matching the
17 volume of information distributed to both the analogy and explicit light conditions, while still
18 including a traditional explicit condition to facilitate comparison with earlier studies. With
19 the amount of instruction controlled, the primary aim of the study was to then explore the
20 effects of these differential instructional sets on movement learning and performance.

21 It has been thought that analogy learning promotes implicit skill acquisition that is more
22 robust to performance pressures and less demanding on attentional resources than explicitly
23 acquired skills. To investigate this, the current study measured the efficiency of technique
24 and the accumulation of verbal knowledge as a function of condition. With regard to
25 technical efficiency, the three conditions performed similarly throughout the learning phase,

1 exhibiting comparable levels of increasing efficiency (see figure 2). During the task-relevant
2 pressure test, differences in technical efficiency between the conditions for highest clearance
3 became more pronounced, although these differences did not reach statistical significance
4 (see figure 3). This non-significant finding corresponds with the results of Lam et al. (2009b),
5 who did not find any significant differences in shooting performance between analogy and
6 explicit learners in a basketball-shooting task. It cannot be ruled out, however, that
7 differences between the conditions in this study might have been diminished due to
8 contextual guidance, as some of the instructions for the traditional explicit condition, for
9 instance, did not necessarily require explicit explanation because of the well-controlled
10 experimental set up. At the same time, it is also important to recognise that the differences
11 between the traditional explicit and analogy conditions would have been statistically
12 significant had this study followed the typical design of the preceding research and not
13 included the explicit light condition.

14 From an applied perspective, there is practical significance in the less efficient—and
15 more variable—technical performance of the traditional explicit condition compared to the
16 analogy and explicit light conditions with their lightened informational loads. For coaches
17 and practitioners in the field, it is also interesting to note that only one traditional explicit
18 participant managed a third-attempt clearance—three fewer than each of the other two
19 conditions—even though every participant would have had *at least* one opportunity to do so
20 (see table 4). In the context of high jump, every additional clearance is meaningful and the
21 practical value of pressure-laden third-attempt clearances is difficult to understate. The
22 similarity between the analogy and explicit light conditions in this regard has implications
23 regarding the impact of instructional volume on performance, although the analogy group
24 still performed better on average. In fact, in applied settings, the higher, more consistent, and
25 more efficient clearances of the analogy learners—compared to their explicitly instructed

1 counterparts—would be difficult for coaches to ignore.

2 *******Table 4 near here*******

3 *******Table 5 near here*******

4 With regard to verbal knowledge, the very nature of explicit instruction is thought to
5 promote its accumulation, (Lam et al., 2009b; Liao & Masters, 2001; Masters & Maxwell,
6 2004; Poolton et al., 2006), however, the explicit light condition reported fewer task-relevant
7 rules on average than the traditional explicit group, suggesting that instructional type alone
8 cannot account for the accumulation of task-relevant knowledge. That said, the analogy
9 condition still demonstrated greater technical efficiency and reported fewer task-relevant
10 rules than the explicit light condition, suggesting that the reduction of instructional volume
11 fails to fully explain the differences observed between the groups. It may be that the
12 accumulation of verbal knowledge is moderated not by the volume of instruction, which was
13 matched in word count between the analogy and explicit light conditions (see table 1), but by
14 the number of rules or movement components within those instructions, as the explicit light
15 instructions contained one additional rule—with one of those rules referencing two
16 movement components (i.e., lift leg over the cord and bring back down). Without further
17 investigation, it is difficult to determine whether the accumulation of task-relevant
18 knowledge resulted from disparate properties of the instructions themselves or a discrepancy
19 in the number of rules within these instructions. At the very least, however, the results for
20 both technical efficiency and reported verbal rules demonstrate that more information is
21 neither necessary nor particularly helpful for learners.

22 A secondary aim of the study was to investigate differences in movement coordination
23 with respect to instructional type. Kinematically, it was hoped that the adoption of analysis
24 techniques inspired by research in dynamical systems theory would assist in identifying and
25 contextualising any unique biomechanical characteristics engendered by the experimental

1 conditions. Based on previous biomechanical analyses, the technical demands of the scissor
2 jump, and Bernstein's (1967) hypothesised motor control strategy of freezing and freeing
3 degrees of freedom, joint variability around the mean in the knees and hips was examined for
4 both phases of the study. Analysis revealed significant differences between conditions for
5 both the learning and testing phases with the analogy condition demonstrating the lowest
6 variability of the three experimental conditions in both segments. At first glance, this would
7 seem to correspond to and possibly explain the lower standard deviation in technical
8 efficiency for the analogy condition, but the explicit light condition exhibited the greatest
9 variability on average across all joints. Instead, the results suggest that the instructions
10 differentially constrained movement, because of subtle differences in the way that the
11 movement was described. For instance, the traditional explicit instructions indicated—
12 through the use of the word straight—and the analogy instructions implied—through the
13 scissor analogy—that knee angles should approach 180° at some point during the jump,
14 whereas the explicit light condition never conveyed any specific information regarding the
15 angle or positioning of either knee. Without this information, participants in the explicit light
16 condition could engage in more exploratory behaviour, resulting in greater knee joint
17 variability (see figure 5).

18 Across conditions, joint variability generally decreased over the course of the learning
19 phase, contrary to the predictions of dynamical systems theory. This could indicate a search
20 for a preferred movement pattern early on—characterised by greater variability—with a
21 gradual transition toward more stable coordination tendencies. This pattern did not hold for
22 the task-relevant pressure test, however, as there was a significant interaction between
23 condition, joint angle, and block for the testing phase. It could be that the high jump bar,
24 which was introduced during the task-relevant pressure test, constrained movement as its
25 height increased, no longer allowing the same freedom of movement afforded during the

1 previous blocks of the study. It is also possible that the nature of joint variability changes as
2 learning progresses. For instance, Hodges et al. (2005) found that range of motion in the hip
3 initially decreased for the first five practice sessions of a soccer chip shot task before
4 reversing direction, while the opposite pattern was revealed for the degree of linear coupling
5 between joints. Although the number of trials in this study were deliberately chosen to more
6 accurately represent applied settings and limit fatigue, additional trials might have offered
7 additional insight in this regard.

8 Possible explanations aside, these findings offer limited support for Bernstein's
9 predictions. The results of this study do, however, correspond to constraints-led approaches
10 regarding the nature of motor skill acquisition, which build upon concepts from dynamical
11 systems theory and ecological psychology (Renshaw, Davids, Chow, & Shuttleworth, 2009).
12 From this perspective, verbal information represents one of many constraints that interact
13 with the individual characteristics of the learner, such as physical attributes and cognitive
14 capabilities, to shape movement behaviour (Chow, Davids, Button, & Koh, 2008).
15 For coaches and sport psychologists working in the field, the challenge, therefore, is selecting
16 the most appropriate of these sources of information to facilitate exploratory learning
17 processes (e.g., Chow et al., 2007; Handford, Davids, Bennett, & Button, 1997; Komar,
18 Chow, Chollet, & Seifert, 2014). Although analogy instruction in this instance appears to
19 have placed greater constraints on movement, further investigation is required to determine
20 whether this finding is unique to this study or applies more generally.

21 Considering the results of the study as a whole, it appears that reducing the instructional
22 volume has narrowed the gap between analogy and explicit learners, suggesting that the
23 benefits previously ascribed to analogy could have been overstated. Lam et al. (2009b)
24 argued that analogy's advantage lay in its implicit conveyance of instruction, citing the work
25 of Wulf and colleagues on locus of attention (e.g., Wulf, McNevin, & Shea, 2001; Wulf &

1 Shea, 2004) that demonstrates that focusing on even a single aspect of internal movement can
2 disrupt performance. When explicit instruction matches analogy in its concision, however, it
3 becomes unclear in what ways analogy distinctly benefits learners, especially in the face of
4 research that shows that novices benefit from the skill-focused attention that is associated
5 with explicit instruction (e.g., Beilock, Carr et al., 2002; Beilock, Wierenga, & Carr, 2002).
6 One of the strongest arguments for analogy learning may be that it could forestall skill failure
7 at more elite levels of performance, although this would require a longer-term study
8 comparing analogy and explicit methods that are matched in instructional volume or,
9 perhaps, movement components. As it stands, analogy's greatest strength rests in its
10 comparatively concise delivery, although there is limited evidence to suggest that it offers
11 any inherent benefits over explicit instruction otherwise.

12 *4.1. Future directions*

13 The exclusion of two participants for disregarding instructions and instead relying on
14 knowledge for separate, yet related skills presents a possible limitation that could have
15 implications for not only this study, but much of the existing literature. In this regard, most of
16 the research in analogy and explicit learning has hinged on the assumption that the
17 participants involved are complete novices without any previous knowledge or experience
18 that could influence their movements or behaviours. However, in a review of motor learning
19 research exploring the impact of focus of attention, Peh, Chow, and Davids (2011) noted that
20 it could be unrealistic to assume that the preferred movement tendencies for a number of
21 skills—even those that appear ostensibly novel—have not already been shaped by vicarious
22 experiences or through personal participation in similar tasks. In this regard, the shortened,
23 straightened, and less specialised run-up of the scissor jump technique could have permitted a
24 transfer of skills or movement knowledge from other jumping-related skills (e.g., long jump,
25 basketball lay-ups) that might not have been possible with the more complex and physically

1 demanding approach required for the Fosbury Flop. In response, Peh et al. (2011) suggested
2 the use of wholly unique movement tasks (i.e., novel tasks without any real-world
3 equivalents) to minimise the effect of any previous experiences, although they also
4 acknowledged that this approach could affect the generalisability of the findings to other
5 movement skills. Rather than adjust the design of motor learning-related studies, a simpler
6 and possibly more insightful approach could be to recruit adolescent participants who would
7 not only have fewer experiences upon which to draw, but would also better represent the
8 students and athletes that might be learning such movement skills in the field. Although the
9 recruitment of younger participants can add additional ethical and logistical challenges, their
10 inclusion could serve to enrich or, perhaps, even transform current understanding of the
11 impact of analogy and explicit instruction while simultaneously addressing difficulties
12 regarding task novelty.

13 Going forward, it may also be time to finally abandon the traditional explicit condition
14 in future research designs, as long lists of instructions are unrepresentative of didactic
15 methods in the field and conflict with recommended practice (e.g., McQuade, 2003; UK
16 Athletics, 2009). As such, their continued inclusion may limit the relevance and
17 generalisability of empirical research to real-world situations, which helps neither researchers
18 nor practitioners alike. At the same time, it could also be time to entirely rethink the standard
19 research paradigm in this area, as coaches typically do not provide learners with fixed,
20 unchanging sets of instructions to learn over the course of several days. While these heavily
21 controlled designs may be necessary to establish an initial understanding of the effects of
22 verbal instruction, subsequent studies should begin to give way to the real-world issues faced
23 by performers and coaches. The incorporation of more modern measurement and analysis
24 technologies may also help in this endeavour, as the methods of analysis in analogy and
25 explicit learning research have remained largely unchanged over the years, despite

1 considerable technological advancements in measurement techniques that have fuelled
2 development in other areas of skill acquisition and coordination research (Hodges et al.,
3 2005).

4 *4.2. Conclusion*

5 By controlling the volume of information, performance for the explicit light condition
6 was brought more in line with the analogy learners relative to their traditional explicit
7 counterparts, indicating that the advantages ascribed to analogy learning might not be as
8 pronounced as previously believed. It could still be that analogy learning promotes learning
9 that is more robust to performance pressure in elite performers, but additional study will be
10 required to distinguish the properties or qualities of these instructional types that engender
11 such learning and performance benefits. Kinematic analyses failed to support Bernstein's
12 (1967) proposals regarding the freezing and gradual releasing of biomechanical degrees of
13 freedom, although they did suggest that movement may vary with respect to the provided
14 instructional information, which may hold important implications for researchers in human
15 movement studies with an interest in dynamical systems and constraints-led approaches. The
16 results from this study raise questions regarding analogical and explicit instruction—from
17 both theoretical and applied perspectives—that warrant further investigation.

18

19

20

21

22

23

24

25

1
2
3
4
5
6
7
8
9
10
11
12
13
14
15
16
17
18
19
20
21
22
23

References

- Abdel-Aziz, Y. I., & Karara, H. M. (1971). *Direct linear transformation from comparator coordinates into object space coordinates in close range photogrammetry*. Paper presented at the Proceedings of the American Society of Photogrammetry symposium on close range photogrammetry, Falls Church, VA.
- American Sport Education Program (2008). *Coaching youth track & field*. Champaign, Illinois: Human Kinetics.
- Anderson, J. R. (1982). Acquisition of cognitive skill. *Psychological Review*, 89(4), 369-406.
- Baumeister, R. (1984). Choking under pressure: self-consciousness and paradoxical effects of incentives on skillfull performance. *Journal of Personality and Social Psychology*, 46(3), 610-620.
- Beilock, S. L., Carr, T. H., MacMahon, C., & Starkes, J. L. (2002). When paying attention becomes counterproductive: Impact of divided versus skill-focused attention on novice and experienced performance of sensorimotor skills. *Journal of Experimental Psychology: Applied*, 8(1), 6-16.
- Beilock, S. L., Wierenga, S., & Carr, T. H. (2002). Expertise, attention, and memory in sensorimotor skill execution: Impact of novel task constraints on dual-task performance and episodic memory. *Quarterly Journal of Experimental Psychology: Section A*, 55(4), 1211-1240.
- Bernstein, N. A. (1967). *The control and regulation of movements*. London: Pergamon Press.

- 1 Challis, J. H. (1997). Estimation and propagation of experimental errors. In R. Bartlett (Ed.),
2 *Biomechanical analysis of movement in sport and exercise* (pp. 105–124). Leeds, UK:
3 British Association of Sport and Exercise Sciences.
- 4 Chow, J. Y., Davids, K., Button, C., & Koh, M. (2008). Coordination changes in a discrete
5 multi-articular action as a function of practice. *Acta Psychologica*, *127*(1), 163–176.
- 6 Chow, J. Y., Davids, K., Button, C., Shuttleworth, R., Renshaw, I., & Araujo, D. (2007). The
7 role of nonlinear pedagogy in physical education. *Review of Educational Research*,
8 *77*(3), 251–278.
- 9 Coleman, S. G. S., & Rankin, A. J. (2005). A three-dimensional examination of the planar
10 nature of the golf swing. *J Sports Sci*, *23*(3), 227-234.
- 11 Collins, D., Jones, B., Fairweather, M., Doolan, S., & Priestley, N. (2001). Examining
12 anxiety associated changes in movement patterns. / Etude des changements associes a
13 l' anxiete a partir des aspects des mouvements. *International Journal of Sport*
14 *Psychology*, *32*(3), 223-242.
- 15 Cooke, A. M., Kavussanu, M., McIntyre, D., & Ring, C. (2010). Psychological, muscular and
16 kinematic factors mediate performance under pressure. *Psychophysiology*, *47*(6),
17 1109-1118.
- 18 Dapena, J. (1992). Biomechanical studies in the high jump and the implications to coaching.
19 *Coach*, *92*(4).
- 20 Dapena, J. (2000). The high jump. In V. M. Zatsiorsky (Ed.), *Biomechanics in sport:*
21 *Performance improvement and injury prevention* (pp. 284-311). Oxford: Blackwell
22 Science.
- 23 Dapena, J., McDonald, C., & Cappaert, J. M. (1990). A regression analysis of high jumping
24 technique. *International Journal of Sport Biomechanics*, *6*(3), 246-261.

- 1 Ebben, W. P., & Petushek, E. J. (2010). Using the reactive strength index modified to evaluate
2 plyometric performance. *Journal of Strength and Conditioning Research*, 24(8),
3 1983-1987.
- 4 Elliot, B. C. (1999). Biomechanics: An integral part of sport science and sport medicine.
5 *Journal of Science and Medicine in Sport*, 2, 299–310.
- 6 Field, A. (2005). *Discovering statistics using SPSS* (2 ed.). London: Sage.
- 7 Fitts, P. M., & Posner, M. I. (1967). *Human performance*. Monterey, CA: Brooks/Cole.
- 8 Gillespie, J. (2007). *Track & field: Long jump and high jump with John Gillespie*. Venice,
9 California: TMW Media Group.
- 10 Glazier, P. (2011). Movement variability in the golf swing: Theoretical, methodological, and
11 practical issues. *Research Quarterly for Exercise and Sport*, 82(2), 157-161.
- 12 Glazier, P., Davids, K., & Bartlett, R. (2002). Grip force dynamics in cricket batting. In K.
13 Davids, G. Savelsbergh & J. Van Der Kamp (Eds.), *Interceptive actions in sport:
14 Information and movement* (pp. 311–325). London: Taylor and Francis.
- 15 Glazier, P., Davids, K., & Bartlett, R. (2003). Dynamical systems theory: A relevant
16 framework for performance-oriented sports biomechanics research. *Sportscience*, 7.
- 17 Greig, M. P., & Yeadon, M. R. (2000). The influence of touchdown parameters on the
18 performance of a high jumper. *Journal of Applied Biomechanics*, 16(4), 367-378.
- 19 Gucciardi, D. F., & Dimmock, J. A. (2008). Choking under pressure in sensorimotor skills:
20 Conscious processing or depleted attentional resources? *Psychology of Sport and
21 Exercise*, 9(1), 45-59.
- 22 Handford, C., Davids, K., Bennett, S., & Button, C. (1997). Skill acquisition in sport: Some
23 applications of an evolving practice ecology. *Journal of Sports Sciences*, 15, 621–640.
- 24 Hardy, J., Mullen, R., & Martin, N. (2001). Effect of task-relevant cues and state anxiety on
25 motor performance. *Perceptual and Motor Skills*, 92, 934-946.

- 1 Hardy, L., Mullen, R., & Jones, G. (1996). Knowledge and conscious control of motor
2 actions under stress. *British Journal of Psychology*, 87(4), 621-636.
- 3 Hardy, L., & Parfitt, G. (1991). A catastrophe model of anxiety and performance. *The British*
4 *Journal of Psychology*, 82, 163–178.
- 5 Harrison, L. K., Denning, S., Easton, H. L., Hall, J. C., Burns, V. E., Ring, C., et al. (2001).
6 The effects of competition and competitiveness on cardiovascular activity.
7 *Psychophysiology*, 38(4), 601-606.
- 8 Hay, J. G., & Reid, J. G. (1982). *The anatomical and mechanical bases of human motion*.
9 Englewood Cliffs, NJ: Prentice-Hall.
- 10 Hill, D. M., Hanton, S., Matthews, N., & Fleming, S. (2010). Choking in sport: A review.
11 *International Review of Sport and Exercise Psychology*, 3(1), 24-39.
- 12 Hodges, N. J., Hayes, S., Horn, R., & Williams, A. M. (2005). Changes in coordination,
13 control and outcome as a result of extended practice on a novel motor skill.
14 *Ergonomics*, 48(11-14), 1672-1685.
- 15 Hopkins, W. (2000). Measures of reliability in sports medicine and science. *Sports Medicine*,
16 30, 1–15.
- 17 Howell, D. (2009). *Statistical methods for psychology* (7 ed.). London: Wadsworth.
- 18 James, C. R. (2004). Considerations of movement variability in biomechanics research. In N.
19 Stergiou (Ed.), *Innovative analyses of human movement* (pp. 29–62). Champaign, IL:
20 Human Kinetics.
- 21 Jones, G., & Hardy, L. (1990). *Stress and performance in sport*. Chichester: John Wiley.
- 22 Kangaroo Track Club (2010). Marino Drake. Retrieved May 18, 2011, from
23 http://www.kangarootrackclub.org/marino_drake.html
- 24 Keogh, F. (2015). Isobel Pooley: GB high jumper on the body beautiful & raising the bar
25 Retrieved July 17, 2015, from <http://www.bbc.co.uk/sport/0/athletics/33501968>

- 1 Koedijker, J. M., Poolton, J. M., Maxwell, J., Oudejans, R. R. D., Beek, P., & Masters, R. S.
2 W. (2011). Attention and time constraints in perceptual-motor learning and
3 performance: Instruction, analogy, and skill level. *Consciousness and Cognition*,
4 20(2), 245-256.
- 5 Komar, J., Chow, J. Y., Chollet, D., & Seifert, L. (2014). Effect of analogy instructions with
6 an internal focus on learning a complex motor skill. *Journal of applied sport
7 psychology*, 26(1), 17–32.
- 8 Laffaye, G. (2011). Fosbury flop: Predicting performance with a three-variable model.
9 *Journal of Strength and Conditioning Research*, 25(8), 2143-2150.
- 10 Lam, W. K., Maxwell, J. P., & Masters, R. S. W. (2009a). Analogy learning and the
11 performance of motor skills under pressure. *Journal of Sport & Exercise Psychology*,
12 31(3), 337-357.
- 13 Lam, W. K., Maxwell, J. P., & Masters, R. S. W. (2009b). Analogy versus explicit learning
14 of a modified basketball shooting task: Performance and kinematic outcomes. *Journal
15 of Sports Sciences*, 27(2), 179-191.
- 16 Law, J., Masters, R. S. W., Bray, S. R., Eves, F. F., & Bardswell, I. (2003). Motor
17 performance as a function of audience affability and metaknowledge. *Journal of Sport
18 & Exercise Psychology*, 25(4), 484-500.
- 19 Lee, K. (2010). High jumpers Lowe and Williams impress in Albuquerque – USA Indoor
20 Champs, day 1. Retrieved May 18, 2011, from
21 <http://www.iaaf.org/WIC10/news/kind=100/newsid=55686.html>
- 22 Liao, C. M., & Masters, R. S. W. (2001). Analogy learning: A means to implicit motor
23 learning. *Journal of Sports Sciences*, 19(5), 307 - 319.
- 24 Mannie, K. (1998). Coaching through demonstration. *Coach and Athletic Director*, 68(5), 74-
25 75.

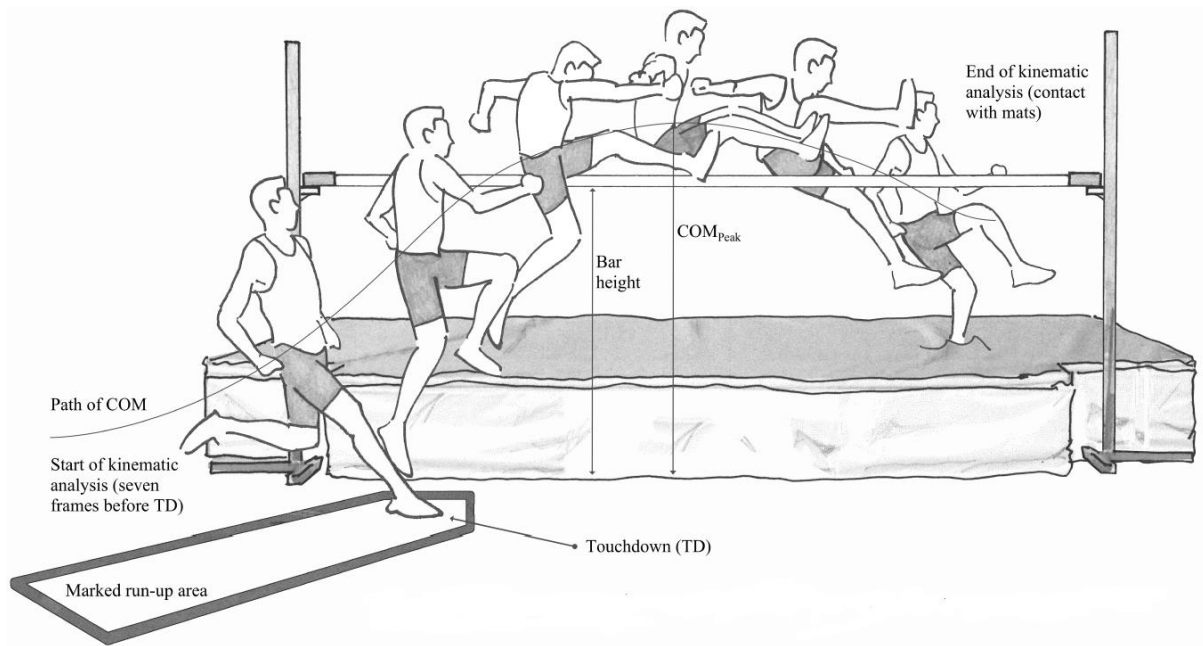
- 1 Masters, R. S. W. (1992). Knowledge, (k)nerve, and know-how: The role of explicit versus
2 implicit knowledge in the breakdown of a complex motor skill under pressure. *British*
3 *Journal of Psychology*, 83(3), 343-358.
- 4 Masters, R. S. W. (2000). Theoretical aspects of implicit learning in sport. *International*
5 *Journal of Sport Psychology*, 31, 530-541.
- 6 Masters, R. S. W., & Maxwell, J. P. (2004). Implicit motor learning, reinvestment and
7 movement disruption: What you don't know won't hurt you? In A. M. Williams & N.
8 J. Hodges (Eds.), *Skill acquisition in sport: Research, theory and practice* (pp. 207-
9 228). London: Routledge.
- 10 Masters, R. S. W., Maxwell, J. P., & Eves, F. F. (2001). *Implicit motor learning: Perception*
11 *of outcome feedback without awareness*. Paper presented at the 10th World Congress
12 of Sport Psychology.
- 13 Masters, R. S. W., Poolton, J. M., & Maxwell, J. P. (2008). Stable implicit motor processes
14 despite aerobic locomotor fatigue. *Consciousness and Cognition*, 17(1), 335-338.
- 15 Maxwell, J. P., Masters, R. S. W., & Eves, F. F. (1999). Explicit versus implicit motor
16 learning: Dissociating selective and unselective modes of skill acquisition via
17 feedback. *Journal of Sport Sciences*, 6, 559.
- 18 Maxwell, J. P., Masters, R. S. W., & Eves, F. F. (2000). From novice to no know-how: A
19 longitudinal study of implicit motor learning. *Journal of Sports Sciences*, 18(2), 111 -
20 120.
- 21 Maxwell, J. P., Masters, R. S. W., & Eves, F. F. (2003). The role of working memory in
22 motor learning and performance. *Consciousness and Cognition*, 12(3), 376-402.
- 23 Maxwell, J. P., Masters, R. S. W., Kerr, E., & Weedon, E. (2001). The implicit benefit of
24 learning without errors. *Quarterly Journal of Experimental Psychology: Section A*,
25 54(4), 1049-1068.

- 1 McKay, J. M., Selig, S. E., Carlson, J. S., & Morris, T. (1997). Psychophysiological stress in
2 elite golfers during practice and competition. *The Australian Journal of Science and*
3 *Medicine in Sport*, 29, 55-61.
- 4 McQuade, S. (2003). *How to coach sports effectively*. Leeds: Coachwise Solutions.
- 5 Morgan, K. (2002). *Athletics challenges: A resource pack for teaching athletics*. Cardiff:
6 UWIC Press.
- 7 Mullen, R., & Hardy, L. (2000). State anxiety and motor performance: Testing the conscious
8 processing hypothesis. *Journal of Sports Sciences*, 18(10), 785 - 799.
- 9 Nigg, B. M. (1993). Sport science in the twenty-first century. *Journal of Sports Sciences*, 11,
10 343-347.
- 11 Orrell, A. J., Eves, F. F., & Masters, R. S. W. (2006). Implicit motor learning of a balancing
12 task. *Gait and Posture*, 23(1), 9-16.
- 13 Otte, B. (1999). Fitts and Posner's three-stage model of motor skill acquisition as applied to
14 high jump coaching. *Track Coach*, 147, 4703-4704.
- 15 Peh, S., Chow, J. Y., & Davids, K. (2011). Focus of attention and its impact on movement
16 behaviour. *Journal of Science and Medicine in Sport*, 14(1), 70-78.
- 17 Peters, M. (1988). Footedness: Asymmetries in foot preference and skill and
18 neuropsychological assessment of foot movement. *Psychological Bulletin*, 103(2),
19 179-192.
- 20 Pijpers, J. R., Oudejans, R. R. D., & Bakker, F. C. (2005). Anxiety-induced changes in
21 movement behaviour during the execution of a complex whole-body task. *Quarterly*
22 *Journal of Experimental Psychology: Section A*, 58(3), 421-445.
- 23 Pijpers, J. R., Oudejans, R. R. D., Holsheimer, F., & Bakker, F. C. (2003). Anxiety–
24 performance relationships in climbing: a process-oriented approach. *Psychology of*
25 *Sport and Exercise*, 4(3), 283-304.

- 1 Poolton, J. M., Masters, R. S. W., & Maxwell, J. P. (2006). The influence of analogy learning
2 on decision-making in table tennis: Evidence from behavioural data. *Psychology of*
3 *Sport and Exercise*, 7(6), 677-688.
- 4 Poolton, J. M., Masters, R. S. W., & Maxwell, J. P. (2007). The development of a culturally
5 appropriate analogy for implicit motor learning in a Chinese population. *The Sport*
6 *Psychologist*, 21(4), 375-382.
- 7 Reid, P. (2010). High jump mechanics: A coach's technical checklist (for slow motion
8 viewing of competition jumps). *Modern Athlete & Coach*, 48(1), 18-21.
- 9 Renshaw, I., Davids, K., Chow, J. Y., & Shuttleworth, R. (2009). Insights from ecological
10 psychology and dynamical systems theory can underpin a philosophy of coaching.
11 *International Journal of Sport Psychology*, 40(4), 540-602.
- 12 Salter, C. W., Sinclair, P. J., & Portus, M. R. (2007). The associations between fast bowling
13 technique and ball release speed: A pilot study of the within-bowler and between-
14 bowler approaches. *Journal of Sports Sciences*, 25, 1279-1285.
- 15 Schmidt, R. A., & Wrisberg, C. A. (2004). *Motor learning and performance* (3 ed.).
16 Champaign, IL: Human Kinetics.
- 17 Shepherd, J. (2009). *101 youth athletics drills*. London: A & C Black Publishers.
- 18 Spielberger, C. D., Gorsuch, R. L., & Lushene, R. E. (1970). *Manual for the State-Trait*
19 *Anxiety Inventory*. Palo Alto, CA: Consulting Psychologists Press.
- 20 UK Athletics (2009). UKCC Level 1: Assistant coach coaching manual
- 21 van der Harst, J. J., Gokeler, A., & Hof, A. L. (2007). Leg kinematics and kinetics in landing
22 from a single-leg hop for distance. A comparison between dominant and non-
23 dominant leg. *Clinical Biomechanics*, 22(6), 674-680.
- 24 Vereijken, B., van Emmerik, R. E. A., Whiting, H. T. A., & Newell, K. M. (1992). Free(z)ing
25 degrees of freedom in skill acquisition. *Journal of Motor Behavior*, 24(1), 133-142.

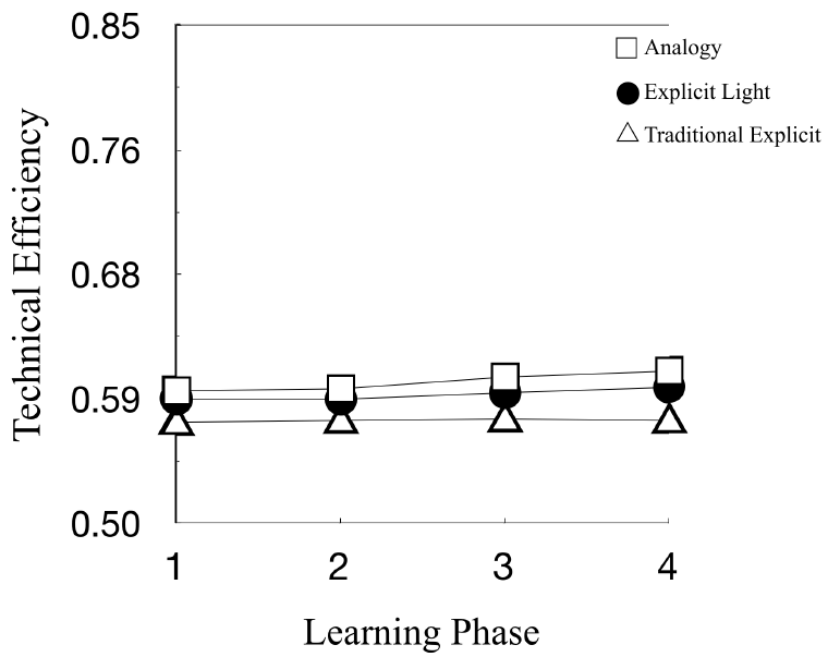
- 1 Williams, A. M., & Elliot, D. (1999). Anxiety, expertise, and visual search strategy in karate.
2 *Journal of Sport & Exercise Psychology, 21*, 362–375.
- 3 Wilson, M., Smith, N. C., & Holmes, P. S. (2007). The role of effort in influencing the effect
4 of anxiety on performance: Testing the conflicting predictions of processing
5 efficiency theory and the conscious processing hypothesis. *British Journal of*
6 *Psychology, 98*(3), 411-428.
- 7 Wormgoor, S., Harden, L., & Mckinon, W. (2010). Anthropometric, biomechanical, and
8 isokinetic strength predictors of ball release speed in high-performance cricket fast
9 bowlers. *Journal of Sports Sciences, 28*(9), 957-965.
- 10 Wulf, G., McNevin, N., & Shea, C. (2001). The automaticity of complex motor skill learning
11 as a function of attentional focus. *Quarterly Journal of Experimental Psychology:*
12 *Section A, 54*(4), 1143-1154.
- 13 Wulf, G., & Shea, C. H. (2004). Understanding the role of augmented feedback: The good,
14 the bad and the ugly. *Skill acquisition in sport: Research, theory and practice* (pp.
15 121-144). London: Routledge.
- 16 Zentgraf, K., & Munzert, J. (2009). Effects of attentional-focus instructions on movement
17 kinematics. *Psychology of Sport & Exercise, 10*(5), 520-525.
- 18 Zijlstra, F. R. H. (1993). *Efficiency in work behaviour: A design approach for modern tools*.
19 Delft, Netherlands: Delft University Press.

1 **Figures**



2

3 *Figure 1.* Illustration depicts the task set up, the scissor technique, and the key concepts
 4 related to technical efficiency and the kinematic analysis.



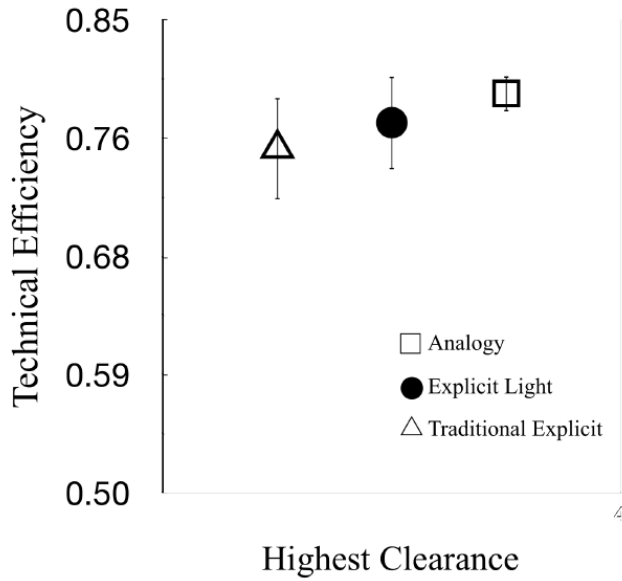
5

6 *Figure 2.* Mean technical efficiency as a function of condition during the learning phase.

7

8

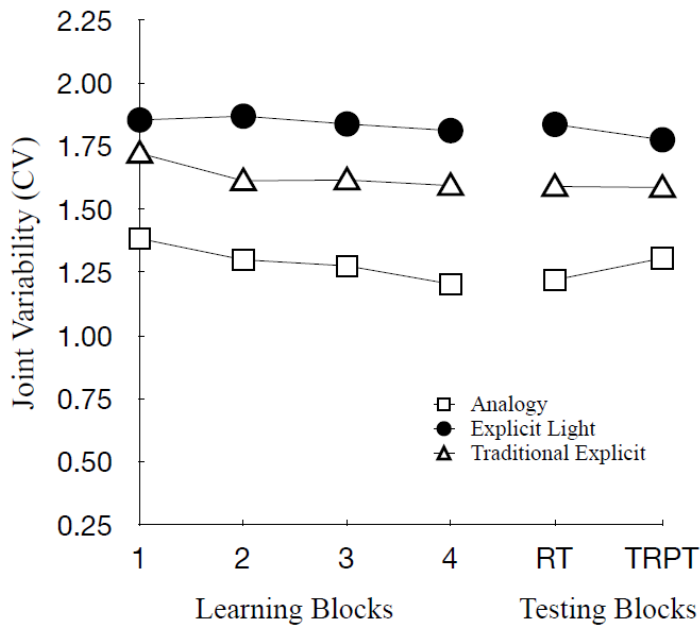
9



1

2 *Figure 3.* Mean technical efficiency for highest clearance in the task-relevant pressure test as
 3 a function of condition. Error bars show standard deviation.

4

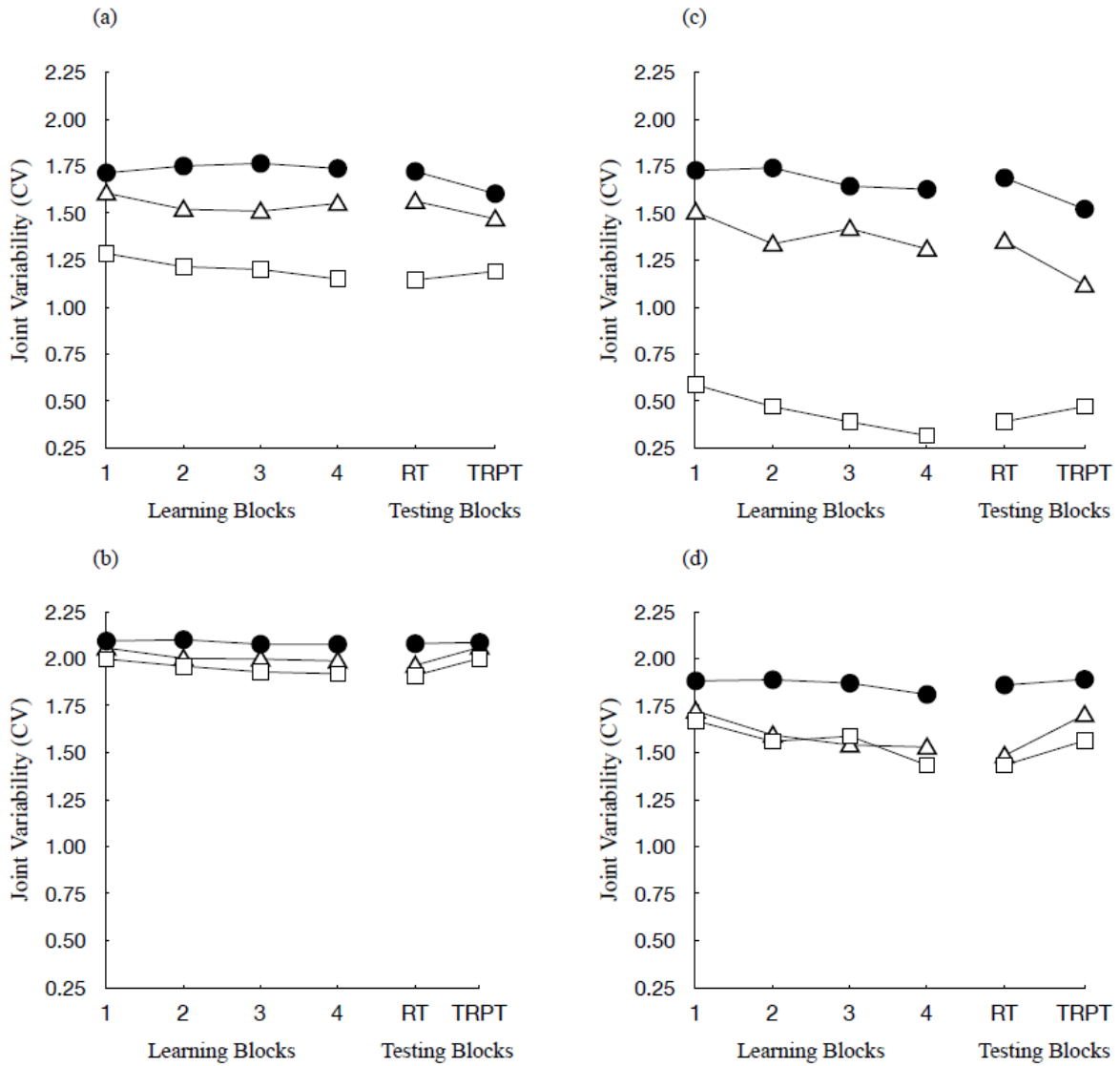


5

6 *Figure 4.* Transformed CV values for joint variability averaged across joint angles for each
 7 condition during the learning and testing phases (retention test and task-relevant pressure
 8 test).

9

10



1

2 *Figure 5.* Transformed CV values for joint variability as a function of condition over the
 3 learning phase and testing phase (retention test and task-relevant pressure test). (a) Left Knee
 4 (b) Left Hip (c) Right Knee (d) Right Hip. □ – Analogy, ● – Explicit Light, Δ – Traditional
 5 Explicit.

6

1 **Tables**2 Table 1. *Instructions for the Experimental Conditions*

Condition	Instructions
Analogy	Keep your upper body tall like a pencil through takeoff. Alternate your legs like scissors to clear the bungee cord.
Explicit Light	Keep upper body tall through takeoff. Lift left leg up over the cord and bring down. Repeat action with right leg.
Traditional Explicit	Stand with your feet together at 30° to the crash mats. Take two steps toward the mats, leading with your left leg. As you complete the second step, firmly plant your right foot on the floor 45-60 cm from the mats. Jump up using your right leg, fully extending off of your toe (so leg is straight), while driving your left knee. Lift your left leg up and over the cord and bring down. Repeat this action with right leg. Land upright, standing on your left leg. Maintain a vertical position with upper body throughout.

3

4 Table 2. *Practice Schedule with Indication of Measurement Trials*

Block	Cumulative number of practice trials	Measurement trials	Cumulative number of measurement trials
1	10	1, 4, & 10	3
2	20	11, 14, & 20	6
3	30	21, 24, & 30	9
4	40	31, 34, & 40	12
5	50	41, 44, & 50	15
6	60	51, 54, & top clearance	18

5

6

7

8

9

10

1 Table 3. Comparison of Anxiety Thermometer, RSME, and Average Heart Rate

	Last Learning Block		Task-Relevant Pressure Test	
	<i>M</i>	<i>SE</i>	<i>M</i>	<i>SE</i>
Anxiety Thermometer *	1.09	0.30	3.23	0.41
Rating Scale for Mental Effort *	58.14	4.87	79.57	3.84
Average Heart Rate * (beats per min)	97.4	2.7	107.3	3.0

2 * Difference between blocks significant at $p < .001$ level

3

4 Table 4. Mean cumulative totals as a function of condition during task-relevant pressure test

	Successful Clearances		Successful Third Attempt Clearances		Failures*	
	<i>M</i>	<i>SD</i>	<i>M</i>	<i>SD</i>	<i>M</i>	<i>SD</i>
	Analogy	7.86	0.90	0.57	0.53	2.00
Explicit Light	7.43	1.27	0.57	0.53	2.14	1.07
Traditional Explicit	7.86	1.07	0.14	0.38	0.86	1.21

5 * Does not include the final three failures for each participant that ended the task-relevant
6 pressure test

7

8 Table 5. Comparison of mean values for highest clearance during task-relevant pressure test
9 as a function of condition

	Standing Height (m)		Highest Clearance (m)		Technical Efficiency		COM _{TD} (m)		COM _{TO} (m)		COM _{Peak} (m)	
	<i>M</i>	<i>SD</i>	<i>M</i>	<i>SD</i>	<i>M</i>	<i>SD</i>	<i>M</i>	<i>SD</i>	<i>M</i>	<i>SD</i>	<i>M</i>	<i>SD</i>
Analogy	1.81	0.08	1.25	0.08	0.80	0.01	0.93	0.05	1.30	0.05	1.57	0.05
Explicit Light	1.81	0.09	1.21	0.09	0.77	0.03	0.93	0.04	1.29	0.07	1.57	0.05
Traditional Explicit	1.83	0.06	1.22	0.06	0.75	0.04	0.97	0.03	1.31	0.05	1.61	0.07

10

11 COMTD refers to the height of the COM at touchdown when the jumping leg first contacts

12 the floor to initiate the jump. COMTO represents the height of the COM at takeoff—the

- 1 moment that the jumping leg loses contact with the floor. COMPeak is the COM at the
- 2 maximum height of the jump.