

Central Lancashire Online Knowledge (CLoK)

Title	Oral 5-aminosalicylic acid for maintenance of medically-induced remission in Crohn's disease
Type	Article
URL	https://clock.uclan.ac.uk/16129/
DOI	https://doi.org/10.1002/14651858.CD003715.pub3
Date	2016
Citation	Akobeng, Anthony, Zang, Dongni, Gordon, Morris and Macdonald, John (2016) Oral 5-aminosalicylic acid for maintenance of medically-induced remission in Crohn's disease. Cochrane library.
Creators	Akobeng, Anthony, Zang, Dongni, Gordon, Morris and Macdonald, John

It is advisable to refer to the publisher's version if you intend to cite from the work.
<https://doi.org/10.1002/14651858.CD003715.pub3>

For information about Research at UCLan please go to <http://www.uclan.ac.uk/research/>

All outputs in CLoK are protected by Intellectual Property Rights law, including Copyright law. Copyright, IPR and Moral Rights for the works on this site are retained by the individual authors and/or other copyright owners. Terms and conditions for use of this material are defined in the <http://clock.uclan.ac.uk/policies/>



Cochrane
Library

Cochrane Database of Systematic Reviews

Oral 5-aminosalicylic acid for maintenance of medically-induced remission in Crohn's disease (Review)

Akobeng AK, Zhang D, Gordon M, MacDonald JK

Akobeng AK, Zhang D, Gordon M, MacDonald JK.

Oral 5-aminosalicylic acid for maintenance of medically-induced remission in Crohn's disease.

Cochrane Database of Systematic Reviews 2016, Issue 9. Art. No.: CD003715.

DOI: 10.1002/14651858.CD003715.pub3.

www.cochranelibrary.com

TABLE OF CONTENTS

HEADER	1
ABSTRACT	1
PLAIN LANGUAGE SUMMARY	2
SUMMARY OF FINDINGS FOR THE MAIN COMPARISON	4
BACKGROUND	6
OBJECTIVES	6
METHODS	7
RESULTS	8
Figure 1.	9
Figure 2.	13
Figure 3.	14
Figure 4.	15
Figure 5.	16
DISCUSSION	17
AUTHORS' CONCLUSIONS	17
ACKNOWLEDGEMENTS	18
REFERENCES	18
CHARACTERISTICS OF STUDIES	21
DATA AND ANALYSES	37
Analysis 1.1. Comparison 1 5-ASA compared to placebo, Outcome 1 Relapse, drop-outs classed as relapse, grouped by length of follow-up.	38
Analysis 1.2. Comparison 1 5-ASA compared to placebo, Outcome 2 Sensitivity analysis - Relapse, drop-outs classed as relapse, grouped by length of follow-up, random effects.	39
Analysis 1.3. Comparison 1 5-ASA compared to placebo, Outcome 3 Sensitivity analysis - Relapse, drop-outs ignored, grouped by length of follow-up.	40
Analysis 1.4. Comparison 1 5-ASA compared to placebo, Outcome 4 Sensitivity analysis - Relapse, drop-outs ignored, grouped by length of follow-up, random effects.	41
Analysis 1.5. Comparison 1 5-ASA compared to placebo, Outcome 5 Adverse events.	42
Analysis 1.6. Comparison 1 5-ASA compared to placebo, Outcome 6 Withdrawals due to adverse events.	43
Analysis 1.7. Comparison 1 5-ASA compared to placebo, Outcome 7 Serious adverse events.	44
Analysis 1.8. Comparison 1 5-ASA compared to placebo, Outcome 8 Relapse, drop-outs classed as relapse, grouped by length of follow-up.	45
ADDITIONAL TABLES	45
APPENDICES	46
WHAT'S NEW	48
DECLARATIONS OF INTEREST	48
DIFFERENCES BETWEEN PROTOCOL AND REVIEW	48
INDEX TERMS	48

[Intervention Review]

Oral 5-aminosalicylic acid for maintenance of medically-induced remission in Crohn's disease

Anthony K Akobeng^{1,2}, Dongni Zhang³, Morris Gordon⁴, John K MacDonald⁵

¹Sidra Medical & Research Center, Doha, Qatar. ²Weill Cornell Medical College, Doha, Qatar. ³Schulich School of Medicine & Dentistry, University of Western Ontario, London, Canada. ⁴School of Medicine and Dentistry, University of Central Lancashire, Preston, UK. ⁵Cochrane IBD Group, Robarts Clinical Trials, London, Canada

Contact address: Anthony K Akobeng, Sidra Medical & Research Center, PO Box 26999, Doha, Qatar. aakobeng@sidra.org. akobeng@aol.com.

Editorial group: Cochrane IBD Group.

Publication status and date: New search for studies and content updated (no change to conclusions), published in Issue 9, 2016.

Review content assessed as up-to-date: 8 June 2016.

Citation: Akobeng AK, Zhang D, Gordon M, MacDonald JK. Oral 5-aminosalicylic acid for maintenance of medically-induced remission in Crohn's disease. *Cochrane Database of Systematic Reviews* 2016, Issue 9. Art. No.: CD003715. DOI: 10.1002/14651858.CD003715.pub3.

Copyright © 2016 The Cochrane Collaboration. Published by John Wiley & Sons, Ltd.

ABSTRACT

Background

The prevention of relapse is a major issue in the management of Crohn's disease. Corticosteroids, the mainstay of treatment of acute exacerbations, are not effective for maintenance of remission and its chronic use is limited by numerous adverse events. Randomised controlled trials assessing the efficacy of oral 5-aminosalicylic acid (5-ASA) agents for maintenance of medically-induced remission in Crohn's disease have produced conflicting results.

Objectives

To conduct a systematic review to evaluate the efficacy and safety of oral 5-ASA agents for the maintenance of medically-induced remission in Crohn's disease.

Search methods

We searched MEDLINE, EMBASE, CENTRAL and the IBD Group Specialized Register from inception to 8 June 2016. We also searched reference lists and conference proceedings.

Selection criteria

We included randomised controlled trials that compared oral 5-ASA agents to either placebo or sulphasalazine in patients with quiescent Crohn's disease. The trials had to have a treatment duration of at least six months.

Data collection and analysis

Two authors independently extracted data and performed the risk of bias assessment. Any disagreements were resolved by discussion and consensus. The primary outcome measure was the occurrence of relapse as defined by the primary studies. Secondary outcomes included time to relapse, adverse events, withdrawal due to adverse events and serious adverse events. We calculated the pooled risk ratio (RR) and corresponding 95% confidence interval (95% CI) using a fixed-effect model. All data were analysed on an intention-to-treat basis and drop-outs were considered to be relapses. Sensitivity analyses included an available case analysis where drop-outs were ignored and using a random-effects model. We evaluated the overall quality of the evidence supporting the outcomes using the GRADE criteria.

Main results

Twelve studies (2146 participants) that compared 5-ASA to placebo were included. We did not identify any studies that compared sulphasalazine to placebo. Seven studies were judged to be at low risk of bias. The other studies were judged to have an unclear risk of bias for various items due to insufficient details to allow for a judgement. There was no statistically significant difference in relapse rates at 12 months. Fifty-three per cent (526/998) of 5-ASA patients (dose 1.6 g to 4 g/day) relapsed at 12 months compared to 54% (544/1016) of placebo patients (RR 0.98, 95% CI 0.91 to 1.07; 11 studies; 2014 patients; moderate-quality evidence). Sensitivity analyses based on an available case analysis and a random-effects model had no impact on the results. One study found no difference in relapse rates at 24 months. Fifty-four per cent (31/57) of 5-ASA patients (dose 2 g/day) relapsed at 24 months compared to 58% (36/62) of placebo patients (RR 0.94, 95% CI 0.68 to 1.29, 119 patients; low-quality evidence). One paediatric study found no statistically significant difference in relapse rates at 12 months. Sixty-two per cent (29/47) of paediatric 5-ASA patients (dose 50 mg/kg/day) relapsed at 12 months compared to 64% (35/55) of paediatric placebo patients (RR 0.97, 95% CI 0.72 to 1.31; 102 patients; moderate-quality evidence). There was no statistically significant difference in the proportion of patients who experienced an adverse event, withdrawal due to adverse events or serious adverse events. Thirty-four per cent (307/900) of 5-ASA patients had at least one adverse event compared to 33% (301/914) of placebo patients (RR 1.05, 95% CI 0.95 to 1.17; 10 studies; 1814 patients). Fourteen per cent (127/917) of 5-ASA patients withdrew due to adverse events compared to 13% (119/916) of placebo patients (RR 1.11, 95% CI 0.88 to 1.38; 9 studies; 1833 patients). One per cent (3/293) of 5-ASA patients had a serious adverse event compared to 0.7% (2/283) of placebo patients (RR 1.43, 95% CI 0.24 to 2.83; 3 studies; 576 patients). Common adverse events reported in the studies included diarrhoea, nausea and vomiting, abdominal pain, headache and skin rash.

Authors' conclusions

We found no evidence in this review to suggest that oral 5-ASA preparations are superior to placebo for the maintenance of medically-induced remission in patients with Crohn's disease. Additional randomised trials may not be justified.

PLAIN LANGUAGE SUMMARY

Oral 5-aminosalicylic acid drugs for maintenance of medically-induced remission in Crohn's disease

What is Crohn's disease?

Crohn's disease is a chronic inflammatory disorder that can involve any part of the gastrointestinal tract. It can affect people of any age. When people have active Crohn's disease they experience symptoms such as abdominal pain, diarrhoea and weight loss. When symptoms stop, people are considered to be in remission. Active Crohn's disease can be treated by medical therapy (e.g. drugs such as steroids, immunosuppressives or biologics) or by surgery to removed the diseased portions of the intestine. The goal of medical therapy of Crohn's disease is to induce remission and to maintain this remission for as long as possible.

What are 5-aminosalicylic acid (5-ASA) drugs?

5-ASA drugs are a group of compounds that are thought to treat Crohn's disease by reducing inflammation in the gastrointestinal tract. These drugs are often taken orally (i.e. by mouth).

What did the researchers investigate?

We studied whether oral 5-ASA maintains remission in patients with Crohn's disease and whether it causes any harms (side effects). We searched the medical literature extensively up to 8 June 2016.

What did the researchers find?

We found 12 studies that included a total of 2146 participants. Eleven studies including 2014 adult participants compared oral 5-ASA to a placebo (i.e. inactive pills or tablets). One study including 132 children compared oral 5-ASA to a placebo. Eleven studies were conducted for 12 months and one study was conducted for 24 months. Seven studies were judged to be of high quality and the other studies were judged to be of unclear quality because insufficient details were reported to allow for a judgement about quality. The studies with insufficient details were generally older studies that were published 20 or more years ago. A combined analysis of eleven studies including 2014 adult participants found no difference between oral 5-ASA (at daily doses between 1.6 g to 4 g) and placebo in the proportion of participants who remained in remission at 12 months. Similarly, a study including 161 adult participants found no difference between oral 5-ASA (at a dose of 2 g per day) and placebo in the proportion of participants who remained in remission

at 24 months. The study involving children found no difference between oral 5-ASA (at a daily dose of 50 mg/kg) and placebo in the proportion of participants who remained in remission at 12 months. There does not appear to be an increased risk of side effects in people who take oral 5-ASA compared to placebo. Common adverse events reported in the studies included diarrhoea, nausea and vomiting, abdominal pain, headache and skin rash.

In conclusion, there is no evidence that oral 5-ASA is superior to placebo for helping people with Crohn's disease remain in remission that was achieved by medical therapy.

SUMMARY OF FINDINGS FOR THE MAIN COMPARISON *[Explanation]*

5-ASA compared to placebo for maintenance of medically-induced remission in Crohn's disease						
Patient or population: patients with maintenance of medically-induced remission in Crohn's disease						
Settings:						
Intervention: 5-ASA compared to placebo						
Outcomes	Illustrative comparative risks* (95% CI)		Relative effect (95% CI)	No of Participants (studies)	Quality of the evidence (GRADE)	Comments
	Assumed risk	Corresponding risk				
	Control	5-ASA compared to placebo				
Relapse, drop-outs classed as relapse, grouped by length of follow-up - 12 months	535 per 1000 ¹	525 per 1000 (487 to 573)	RR 0.98 (0.91 to 1.07)	2014 (11 studies)	⊕⊕⊕○ moderate ²	
Relapse, drop-outs classed as relapse, grouped by length of follow-up - 24 months	679 per 1000 ³	672 per 1000 (543 to 835)	RR 0.99 (0.8 to 1.23)	161 (1 study)	⊕⊕○○ low ^{4,5}	
Relapse, drop-outs classed as relapse, grouped by length of follow-up - Pediatric	688 per 1000 ³	736 per 1000 (591 to 914)	RR 1.07 (0.86 to 1.33)	132 (1 study)	⊕⊕⊕○ moderate ⁶	
Adverse events	329 per 1000 ¹	346 per 1000 (313 to 385)	RR 1.05 (0.95 to 1.17)	1814 (10 studies)	⊕⊕○○ low ^{7,8}	

Withdrawals due to adverse events	130 per 1000¹	144 per 1000 (114 to 179)	RR 1.11 (0.88 to 1.38)	1833 (10 studies)	⊕⊕○○ low ^{8,9}
Serious adverse events	7 per 1000¹	10 per 1000 (2 to 60)	RR 1.43 (0.24 to 8.44)	576 (3 studies)	⊕⊕○○ low ¹⁰

*The basis for the **assumed risk** (e.g. the median control group risk across studies) is provided in footnotes. The **corresponding risk** (and its 95% confidence interval) is based on the assumed risk in the comparison group and the **relative effect** of the intervention (and its 95% CI).

CI: Confidence interval; RR: Risk ratio;

GRADE Working Group grades of evidence

High quality: Further research is very unlikely to change our confidence in the estimate of effect.

Moderate quality: Further research is likely to have an important impact on our confidence in the estimate of effect and may change the estimate.

Low quality: Further research is very likely to have an important impact on our confidence in the estimate of effect and is likely to change the estimate.

Very low quality: We are very uncertain about the estimate.

¹ Control group risk comes from control arm of meta-analysis, based on included trials.

² Downgraded one level due to unknown risk of bias.

³ Control group risk comes from control arm of the included study.

⁴ Downgraded one level due to unknown risk of bias.

⁵ Downgraded one level due to sparse data (109 events).

⁶ Downgraded one level due to sparse data (94 events).

⁷ Downgraded one level due to unknown risk of bias.

⁸ Downgraded one level due to unexplained heterogeneity ($I^2 = 55\%$).

⁹ Downgraded one level due to sparse data (246 events).

¹⁰ Downgraded two levels due to very sparse data (5 events).

BACKGROUND

Crohn's disease is a chronic inflammatory disorder that can involve any part of the gastrointestinal tract. Common symptoms include abdominal pain, diarrhoea and weight loss. Crohn's disease is characterized by chronicity and recurrences. There is no cure for Crohn's disease. Thus, treatment is directed towards inducing and maintaining remission, and addressing complications.

The prevention of relapse is a major issue in the management of Crohn's disease. Corticosteroids, the main treatment for acute exacerbations, are not effective for maintenance of remission in Crohn's disease (Steinhart 2003), and long-term use of corticosteroids is limited by numerous adverse events.

5-aminosalicylates are a group of compounds that have long been used in inflammatory bowel disease. The first 5-aminosalicylate agent used in clinical practice was sulphasalazine, which is composed of sulphapyridine linked by an azo bond to 5-aminosalicylic acid (5-ASA). Sulphasalazine was first used in the 1940s as a treatment for arthritis (Svartz 1942). Improvement in gastrointestinal symptoms was noted in patients who had concurrent ulcerative colitis leading to further use of this agent in inflammatory bowel disease.

The majority of an oral dose of sulphasalazine reaches the colon where the azo-bond is split by an azo reductase released by colonic bacteria, yielding 5-ASA and sulphapyridine. Virtually all the sulphapyridine is absorbed from the colon whereas most of 5-ASA remains within the colon and is excreted in the stool. Several studies have shown that 5-ASA is the active therapeutic moiety of sulphasalazine and that sulphapyridine acts only as a carrier molecule to deliver 5-ASA to the colon (Azad Khan 1977; Klotz 1980; van Hees 1980). Yet it is the sulphapyridine which is responsible for most of the severe adverse effects of sulphasalazine (Schroder 1972). Sulphapyridine undergoes acetylation in the liver with subsequent excretion in the urine. Slow acetylators show more of the adverse effects of this component secondary to accumulation of sulphapyridine in the blood prior to excretion in the kidneys (Das 1973).

Recognition that 5-ASA is the active ingredient of sulphasalazine and that sulphapyridine is responsible for most of the side effects led to several investigations of the use of 5-ASA as a single agent for the treatment of inflammatory bowel disease. 5-ASA in an unprotected form is, however, readily absorbed in the proximal small intestine (Myers 1987), and does not reach the distal bowel in therapeutic concentrations. There have been several formulations of 5-ASA designed to inhibit proximal absorption and to ensure delivery to distal sites of inflammation. There are two basic ways in which 5-ASA can be protected: by linking it to itself or to another carrier and by the use of slow release preparations of 5-ASA. Different 5-ASA preparations may allow delivery of 5-ASA to different locations in the gastrointestinal tract.

5-ASA formulations include azo compounds, mesalazine delayed-release agents and mesalazine slow-release formulations. For azo compounds a carrier molecule is linked to 5-ASA by an azo bond using the same principle as sulphasalazine. Olsalazine consists of two molecules of 5-ASA joined together whilst balsalazide is a pro-drug in which a 5-ASA molecule is linked to 4-aminobenzoyl-B-alanine, an inert and biologically inactive carrier molecule. Like sulphasalazine, the azo bond of these drugs is split in the colon by bacterial azo-reductases, releasing 5-ASA to exert local therapeutic activity. Mesalazine delayed-release agents (Eudragit-coated) are coated with a resin designed to dissolve at a certain pH. Asacol is coated with Eudragit S which dissolves above pH 7.0 to release 5-ASA in the terminal ileum and colon. Eudragit-L coated mesalazine (Salofalk) dissolves above pH 6.0 to release 5-ASA in the terminal ileum and colon. Mesalazine slow-release formulations include drugs such as Pentasa. Pentasa contains microgranules of 5-ASA that are individually coated with ethylcellulose. The microgranules are dispersed in the gut providing a slow, steady release of 5-ASA along the length of the intestine from the upper small bowel to the colon.

These 5-ASA preparations were intended to avoid the adverse side effects of sulphasalazine whilst maintaining its therapeutic benefits. Several randomised controlled trials have been published, comparing various 5-ASA agents to placebo, with conflicting results (De Franchis 1997; Gendre 1993; Mahmud 2001; Sutherland 1997). Three previous meta-analyses have suggested that 5-ASA may be beneficial for the maintenance of remission in Crohn's disease (Camma 1997; Messori 1994; Steinhart 1994), but in one report the only bibliographic database searched was MEDLINE (Camma 1997), and another did not report how the quality of included studies was assessed (Messori 1994). Furthermore, a number of recent randomised controlled trials have been published since these meta-analyses were reported. An up to date systematic review using the Cochrane Collaboration format is indicated to summarise the current evidence on the use of 5-ASA agents for the maintenance of medically-induced remission in Crohn's disease. When possible, data on outcomes were pooled together for meta-analyses. This systematic review is an update of a previously published Cochrane review (Akobeng 2005). The use of 5-ASA agents for the prevention of recurrences following surgery for Crohn's disease was not the subject of this review and is covered by a separate systematic review (Gordon 2011).

OBJECTIVES

1. To evaluate the efficacy of 5-ASA agents for the maintenance of medically-induced remission in Crohn's disease.
2. To determine adverse events associated with 5-ASA treatment in Crohn's disease.

METHODS

Criteria for considering studies for this review

Types of studies

Randomised controlled trials were considered for inclusion.

Types of participants

Patients of any age with Crohn's disease in remission as defined by a recognized Crohn's disease activity index or endoscopy were considered for inclusion.

Types of interventions

Trials that compared oral 5-ASA agents to placebo or sulphasalazine with a treatment duration of at least six months were considered for inclusion.

Types of outcome measures

The primary outcome measure was the occurrence of clinical or endoscopic relapse as defined by the primary studies. Secondary endpoints included time to relapse, adverse events, withdrawals due to adverse events and serious adverse events.

Search methods for identification of studies

A. Electronic searching

We searched the following electronic databases from inception to 8 June 2016 for relevant studies:

1. MEDLINE;
2. EMBASE;
3. CENTRAL; and
4. Cochrane IBD Group Specialized Register.

The search strategy was not limited by language (see [Appendix 1](#)).

B. Reference searching

The references of all identified studies were inspected for more trials.

C. Abstracts of major gastroenterology meetings

A manual search of abstracts submitted to major gastroenterology meetings (1995 to 2016) was performed in the following journals to identify more trials:

1. Gastroenterology (American Gastroenterological Association);
2. Gut (British Society of Gastroenterology);
3. American Journal of Gastroenterology (American College of Gastroenterology);
4. Canadian Journal of Gastroenterology (Canadian Association of Gastroenterology);

5. Journal of Pediatric Gastroenterology and Nutrition (European Society of Paediatric Gastroenterology, Hepatology and Nutrition); and

6. Journal of Pediatric Gastroenterology and Nutrition (North American Society of Paediatric Gastroenterology, Hepatology and Nutrition).

D. Personal contacts

Leaders in the field were contacted to try to identify other studies.

E. Drug companies

The manufacturers of 5-ASA agents were contacted for additional data.

Data collection and analysis

Papers (or abstracts) that appeared to be potentially relevant were identified by two authors (DZ and JKM). The authors (DZ and JKM), after reading the full texts, independently assessed the eligibility of all trials identified using the inclusion criteria above. Disagreement among authors was discussed and agreement reached by consensus.

Quality assessment

The methodological quality of the included studies was independently evaluated by two authors (DZ and JKM) using the Cochrane risk of bias tool ([Higgins 2011](#)). Each trial was rated as high, low, or unclear risk of bias for each of the following criteria:

1. Randomisation sequence generation;
2. Allocation concealment;
3. Blinding;
4. Incomplete outcome data;
5. Selective reporting; and
6. Other sources of bias.

The overall quality of the evidence supporting the primary outcomes was evaluated using the GRADE approach ([Guyatt 2008](#); [Schünemann 2011](#)). Randomised trials are considered to provide high quality evidence, but may be downgraded due to: (1) risk of bias, (2) indirectness of evidence, (3) inconsistency (unexplained heterogeneity), (4) imprecision (sparse data), and (5) reporting bias (publication bias). The different quality ratings are interpreted as the likelihood that future research would change the effect estimate. Further research is unlikely to change the effect estimate if the evidence is high quality. If the overall evidence is of moderate quality further research may have an impact on our confidence in the effect estimate and may change the estimate. Further research is very likely to have an important impact on our confidence in the estimate of effect and is likely to change the estimate when the evidence is rated as low quality. Very low quality research means that we are very uncertain about the finding ([Guyatt 2008](#); [Schünemann 2011](#)).

DATA COLLECTION

A data extraction form was developed and used to extract information on relevant features and results of included studies. Two authors (DZ and JKM) independently extracted and recorded data

on the predefined checklist. Extracted data included the following items:

- a. characteristics of patients: age, sex, disease distribution, disease duration, disease activity index;
- b. total number of patients originally assigned to each treatment group;
- c. intervention: type and dose of 5-aminosalicylate;
- d. control: placebo, other drugs;
- e. concurrent medications; and
- f. outcomes: time of assessment, length of follow up, type of Crohn's disease activity index used, definitions of remission and relapse, relapse rates, adverse events.

STATISTICAL ANALYSIS

The Cochrane Collaboration review manager (RevMan) software (version 5.3.5) was used for data analysis. Patients with final missing outcomes were assumed to have relapsed. Analyses were grouped by length of follow-up.

Dichotomous variables

We calculated the risk ratio (RR) and corresponding 95% confidence interval (CI) for dichotomous outcomes. We pooled studies for meta-analysis when patients, outcomes, and interventions were deemed to be sufficiently similar (determined by consensus). A fixed-effect model was used to pool data.

Heterogeneity

Heterogeneity among trial results was assessed by visual inspection of forest plots and by calculating the Chi^2 and I^2 statistics. We aimed to further investigate potential sources of heterogeneity.

Publication Bias

The possibility of a publication bias was investigated through the construction of funnel plots (trial effects versus trial size).

Sensitivity analyses

Sensitivity analyses were conducted based on the following:

- a. only including patients whose outcome is known (i.e. an available case analysis where the number of patients who completed the study are used as the denominator); and

- b. random-effects versus fixed-effect models.

We also planned to consider the effect of:

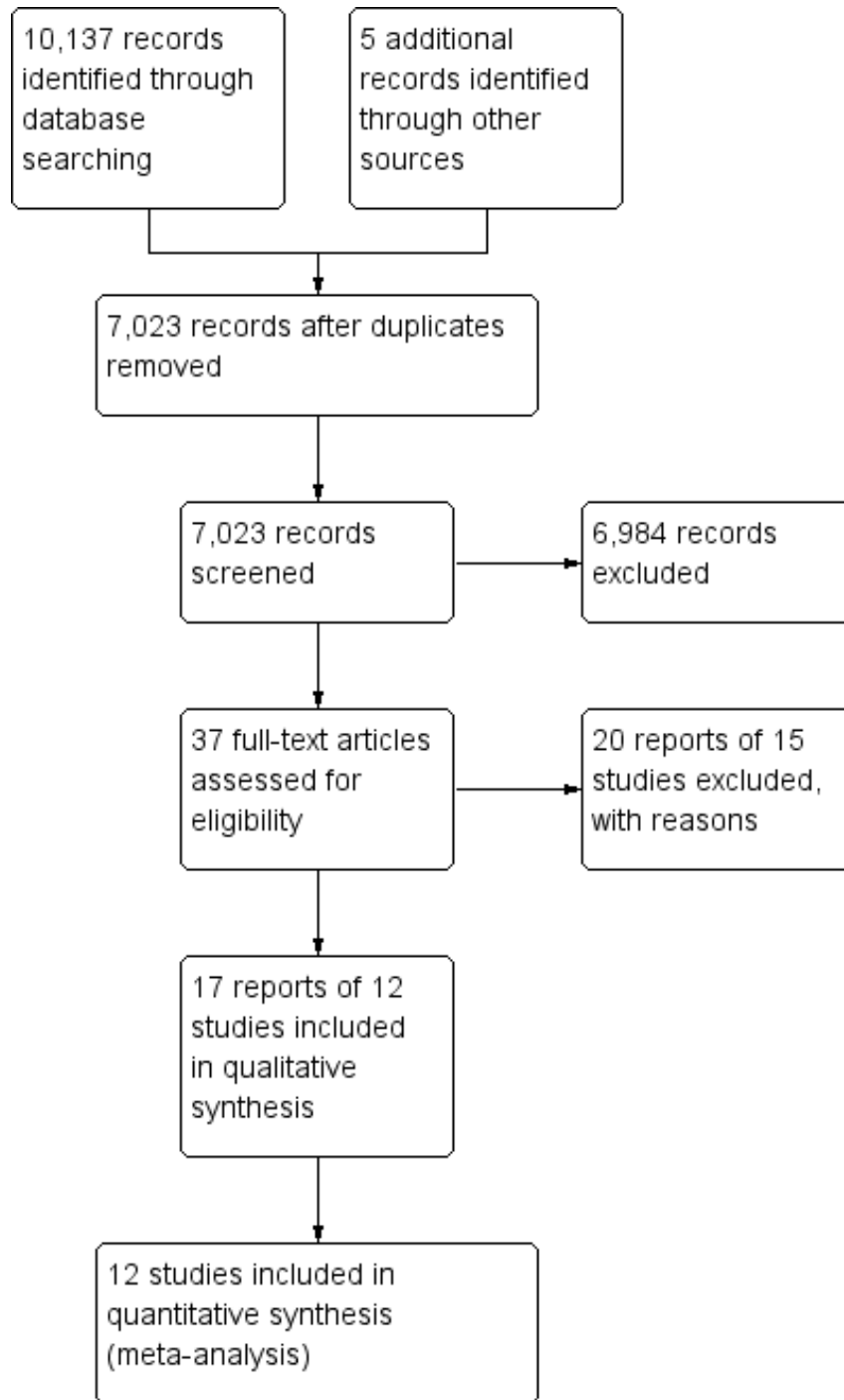
- c. allocation concealment;
- d. type of 5 ASA;
- e. dose of 5 ASA; and
- f. concurrent medications (especially immunosuppressants such as azathioprine, 6-mercaptopurine, methotrexate, cyclosporine and mycophenolate mofetil).

RESULTS

Description of studies

A literature search conducted on 8 June 2016 identified 10,137 studies. Five additional studies were identified through searching of references. After duplicates were removed a total of 7023 reports remained for review of titles and abstracts. Two authors independently reviewed titles and abstracts and 37 potentially relevant reports on the use of 5-ASA agents for the maintenance of medically-induced remission in Crohn's disease were selected for full text review (See [Figure 1](#)). Twenty reports of 15 studies were excluded (See [Characteristics of excluded studies](#)). Five studies were excluded because allocation of patients to treatment was not random ([Bresci 1991](#); [Bresci 1994](#); [Hanauer 1993](#); [Lichtenstein 2009](#); [Nakshabendi 1992](#)). One study was excluded because the duration of treatment was four months ([Brignola 1992](#)). [Camma 1997](#) was excluded because it was a systematic review and [Luthra 2002](#) was excluded because it was a commentary on a published trial. Five studies were excluded because they compared sulphasalazine to placebo ([Ewe 1976](#); [Lennard-Jones 1977](#); [Malchow 1981](#); [Malchow 1984](#); [Summers 1979](#)). [Schreiber 1994](#) was excluded because it compared 5-ASA to 4-ASA. [Anthonisen 1974](#) was excluded the participants had active Crohn's disease and were not in remission.

Figure 1. Study flow diagram.



Eighteen reports of 12 studies involving a total of 2146 patients, were selected for inclusion (Anonymous 1990; Arber 1995; Bondesen 1991; Cezard 2009; De Franchis 1997; Gendre 1993; Mahmud 2001; Modigliani 1996; Prantera 1992; Sutherland 1997; Thomson 1995; Wellman 1988). All twelve included studies were randomised controlled trials that compared oral 5-ASA agents to placebo for the maintenance of medically-induced remission in Crohn's disease (see [Characteristics of included studies](#)). None of the included studies compared 5-ASA to sulphasalazine. The participants of eleven of the included studies were adults (aged >18). Cezard 2009 enrolled paediatric participants (aged < 18 years). In 10 of the studies, the duration of follow-up was 12 months (Anonymous 1990; Arber 1995; Cezard 2009; De Franchis 1997; Mahmud 2001; Modigliani 1996; Prantera 1992; Sutherland 1997; Thomson 1995; Wellman 1988). Gendre 1993 followed up patients at 12 and 24 months. Bondesen 1991 followed up patients at 6 month intervals for 12 to 18 months. In 11 of the included studies, the diagnosis of Crohn's disease was established by conventional clinical, radiologic, endoscopic or histologic criteria. Bondesen 1991 did not describe how the diagnosis Crohn's disease was established. In two studies (Arber 1995; Cezard 2009), the Harvey Bradshaw activity index (Softley-Clamp modification) was used to measure relapse whilst the other studies used the Crohn's Disease Activity Index (CDAI).

Studies with 12 months follow-up

Anonymous 1990

Sample

Two hundred and forty-eight patients were randomised from eight centres in Europe, Canada and South Africa. Patients had to be in remission at time of entry (CDAI <150) and their disease had to be been controlled (i.e. no steroids or stable low dose prednisone 2.5 mg/day or less) for the preceding month prior to entry. Exclusion criteria included ileostomy or colostomy, obstruction, perforation or haemorrhage, total parental nutrition, treatment with metronidazole, azathioprine or disodium cromoglycate, known sensitivity to salicylates, other significant disease or unsuitability to participate in the trial. Patients subsequently found not to meet the inclusion criteria after randomisation were excluded from the analysis. The age of the 206 patients (115 males, 91 females) who were included in the per protocol analysis ranged from 16 to 75 years.

Treatment

Patients were randomised to receive either 5-ASA (Mesasal/Claversal) 1.5 g/day or placebo. Only anti-diarrhoeal agents were allowed as additional medications.

Endpoints

Patients were followed up for 12 months and were considered to have relapsed if the CDAI became >150 and had increased 60 points from baseline. Secondary outcomes included adverse events

and withdrawal due to adverse events.

Arber 1995

Sample

Fifty-nine patients (37 men, 22 women) were recruited from 9 gastroenterology centres in Israel. All patients had proven Crohn's disease of at least one years duration and were in continuous remission for at least six months (Harvey-Bradshaw index < 4), while being treated with only 5-ASA, sulphasalazine or no therapy. Other exclusion criteria were not reported.

Treatment

Participants were randomised to receive either mesalazine (Rafasal) 250 mg tablets (2 x 2 per day) (n = 28) or placebo (n = 31). Restrictions on concomitant medications were not reported.

Endpoints

Patients were followed up for 12 months and primary trial endpoints were 1-year follow-up, or clinical relapse (rise of more than four points on the Harvey Bradshaw index). Secondary outcomes included adverse events and withdrawal due to adverse events.

Bondesen 1991

Sample

Two hundred and two patients were recruited from eight gastroenterology centres in Denmark. Patients had to have clinically inactive Crohn's disease. There were no differences between the treatment groups with respect to sex, age, disease duration or location, prior medical or surgical treatment, length of remission, CDAI at entry or adherence with medication regimen.

Treatment

Patients were randomised to receive either 5-ASA (Pentasa) 1.5 g twice a day (n = 101) or placebo (n = 101).

Endpoints

Patients were follow up at 6 month intervals for 12 to 18 months and trial endpoints were relapse and adverse events.

Cezard 2009

Sample

One hundred and thirty-two paediatric patients (age < 18 years) were recruited from 17 centres (16 from France and 1 from Switzerland). Patients had to be diagnosed with Crohn's disease before the age of 16 and were in clinical remission within six months of flare-up treatment. Exclusion criteria included previous treatment with mesalazine or immunosuppressants or known hypersensitivity to salicylates.

Treatment

Patients were randomised to receive either 5-ASA 50 mg/kg/day (n = 68) or placebo (n = 64).

Endpoints

Patients were followed up for 12 months and trial endpoints included relapse, adverse events, withdrawal due to adverse events and serious adverse events.

Mahmud 2001

Sample

Three hundred and twenty-seven patients (150 males, 177 females; age >18 years) were recruited from 3 European countries (Ireland, United Kingdom and France). Patients were diagnosed with Crohn's disease within five years of entry, and had to be in remission for at least one month prior to randomisation (CDAI < 150). Steroids, azathioprine or other immunosuppressive therapy was not allowed within one month of the pre-study visit nor was concomitant therapy with antibiotics for more than one month. Other exclusion criteria included pregnancy, intending to be pregnant or breast feeding, clinically significant hepatic or renal insufficiency, strictures causing mechanical obstruction, fistulae, oral or symptomatic anal Crohn's disease, stoma or significant small bowel disease apart from terminal ileal disease and patients with known hypersensitivity to salicylates.

Treatment

Participants were randomised to receive either 2 g/day of 5-ASA (Olsalazine) or placebo. No other active medication for Crohn's disease was allowed, but antidiarrhoeal agents were permitted.

Endpoints

Patients were followed up for a total of 12 months. The primary endpoint of efficacy was relapse defined as a CDAI > 150 or an increase in the CDAI score by 60 points or more from the baseline at visit 2 (week 0), or the need for additional therapy or surgery.

Prantera 1992

Sample

One hundred and twenty-five patients (78 males, 47 females; age range 23 to 48 years) were recruited from 8 Italian centres. All patients were in remission (defined as a CDAI < 150) for at least 3 months, but not more than 2 years and had not taken corticosteroids, sulphasalazine or metronidazole for at least 3 months or azathioprine for at least 6 months prior to entry. Other exclusion criteria included intestinal strictures 12 months prior to entry; Crohn's disease close to the ileum; active perianal or extraintestinal Crohn's disease; internal and external fistulas; sensitivity to aminosalicylates; and "other usual criteria for excluding participation in a clinical trial".

Treatment

Participants were randomised to receive either 5-ASA (Asacol) 2.4 g/day (n = 64) or placebo (n = 61). Restrictions on concomitant medications were not reported.

Endpoints

Patients were followed up for 12 months. The primary study endpoint was clinical relapse defined as CDAI > 150 with an increase of 100 points over the baseline. Secondary outcomes included adverse events and withdrawal due to adverse events.

Sutherland 1997

Sample

Two hundred and ninety-three patients (aged \geq 18 years old) were recruited from 31 Canadian centres. Patients had to be in remission (CDAI < 150 and no symptoms for 30 days prior to entry) and have reported at least two flares within the last four years, with one flare

or a recent resection within 18 months. Participants should not have taken immunosuppressives within 90 days, corticosteroids within 30 days or mesalamine or metronidazole within 7 days of entry. Other exclusion criteria included total proctocolectomy, short-bowel syndrome, three or more resections within the last 10 years, chronic perianal disease, ulcerative colitis, positive stool tests for pathogens, parasites or *Clostridium difficile* toxin, drug or alcohol abuse, hepatic, neurological, endocrine, renal or other major systemic disease, and cancer (excluding basal or squamous cell skin), inability to provide informed consent, and sensitivity to salicylates.

Treatment

Patients were randomised to receive either 5-ASA (capsules of microspheres coated with ethylcellulose) 3 g/day or placebo. Other active medications for Crohn's disease were not allowed but codeine and loperamide were permitted for the control of diarrhoea.

Endpoints

Patients were followed up for 12 months. The primary outcome measure was relapse defined as CDAI > 150 or an increase of at least 60 points from baseline. Secondary outcomes included adverse events, withdrawal due to adverse events and serious adverse events.

Thomson 1995

Sample

Two hundred and seven participants (101 females, 106 males; age range 18 to 71 years) were recruited from 7 European countries, Canada, South Africa and Israel. Patients had to be in remission (CDAI < 150), and have had one flare within 18 months of study entry. Azathioprine, other immunosuppressives or corticosteroids were not permitted within one month of entry. Other exclusion criteria included pregnancy and previous gastrointestinal surgery with more than 100 cm of bowel excised.

Treatment

Patients were randomised to receive either 3 g/day of 5-ASA (Claversal/Mesasal) or placebo. Other active medications for Crohn's disease were not allowed with the exception of antidiarrhoea drugs. Short-term antibiotics were allowed for non-intestinal infections.

Endpoints

Patients were followed up for 12 months. The primary outcome measure was relapse defined as a CDAI score greater than 150 with at least a 60-point increase from the baseline index score. Secondary outcomes included adverse events and withdrawal due to adverse events.

Study with 24 months follow-up

Gendre 1993

Sample

One hundred and sixty-one patients (77 men, 84 women; age range 17 to 50 years) were recruited from 16 centres in France. All patients had been in remission (CDAI < 150) for less than 24 months prior to entry. Steroids or immunosuppressive therapy were not permitted for at least one month before entry. Other

exclusion criteria included curative surgery, perianal disease or planned pregnancy.

Treatment

Patients were randomised to receive either mesalazine (Pentasa), 2 g/day (n = 80) or placebo (n = 81). Antispasmodics, antidiarrhoeal drugs, cholestyramine and sedatives were allowed.

Endpoints

Patients were followed up for 24 months and trial endpoints included surgery for acute complications, clinical relapse (defined as CDAI of > 250 or a CDAI between 150 and 250 with an increase of > 50 points from baseline), adverse events, and withdrawal due to adverse events.

Risk of bias in included studies

The results of the risk of bias analysis are summarized in [Figure 2](#). Random sequence generation was rated as low risk of bias in seven studies ([Anonymous 1990](#); [Arber 1995](#); [Cezard 2009](#); [Mahmud 2001](#); [Prantera 1992](#); [Sutherland 1997](#); [Thomson 1995](#)) and as unclear risk of bias in five studies ([Bondesen 1991](#); [De Franchis 1997](#); [Gendre 1993](#); [Modigliani 1996](#); [Wellman 1988](#)). Allocation concealment was rated as low risk of bias in seven studies ([Anonymous 1990](#); [Arber 1995](#); [Cezard 2009](#); [De Franchis 1997](#); [Prantera 1992](#); [Sutherland 1997](#); [Thomson 1995](#)) and as unclear risk of bias in five studies ([Bondesen 1991](#); [Gendre 1993](#); [Mahmud 2001](#); [Modigliani 1996](#); [Wellman 1988](#)). Blinding of participants and personnel was judged to be adequate in 10 studies and unclear risk of bias in two studies ([Bondesen 1991](#); [Wellman 1988](#)). The

blinding of outcome assessors was judged to be adequate in nine studies and unclear risk of bias in three studies ([Bondesen 1991](#); [De Franchis 1997](#); [Wellman 1988](#)). [Bondesen 1991](#) did not describe drop-outs and was rated as unclear risk of bias for incomplete outcome data. [Mahmud 2001](#) was rated as unclear risk of bias for incomplete outcome data because more patients in the olsalazine group failed to complete the study compared to placebo patients. Reasons for patients withdrawal were given in all studies, though no study reported post-withdrawal data for any patient. The percentage of randomised patients with unknown outcome at the end of study ranged from 3% ([Wellman 1988](#)) to 34% ([Modigliani 1996](#); [Thomson 1995](#)). For most studies more patients in the 5-ASA arm had unknown outcomes compared to the placebo arm, this difference ranged from 3% ([Sutherland 1997](#)) to 16% ([Mahmud 2001](#)). See additional [Table 1](#) for more information. Five studies were judged to be at low risk of bias for selective reporting ([Cezard 2009](#); [Mahmud 2001](#); [Modigliani 1996](#); [Thomson 1995](#); [Wellman 1988](#)). Six studies were judged to be at unclear risk of bias for selective reporting for reporting on some *post hoc* subgroup analyses ([Anonymous 1990](#); [Arber 1995](#); [De Franchis 1997](#); [Gendre 1993](#); [Prantera 1992](#); [Sutherland 1997](#)). However, these subgroup analyses would generally be expected for this type of study. [Bondesen 1991](#) was judged to be at unclear risk of bias for selective reporting and other bias because it was an abstract publication that provided insufficient details to allow a judgement. The other studies were rated as low risk of bias for other potential sources of bias.

Figure 2. Risk of bias summary: review authors' judgements about each risk of bias item for each included study.

	Random sequence generation (selection bias)	Allocation concealment (selection bias)	Blinding of participants and personnel (performance bias)	Blinding of outcome assessment (detection bias)	Incomplete outcome data (attrition bias)	Selective reporting (reporting bias)	Other bias
Anonymous 1990	+	+	+	+	+	?	+
Arber 1995	+	+	+	+	+	?	+
Bondesen 1991	?	?	?	?	?	?	?
Cezard 2009	+	+	+	+	+	+	+
De Franchis 1997	?	+	+	?	+	?	+
Gendre 1993	?	?	+	+	+	?	+
Mahmud 2001	+	?	+	+	?	+	+
Modigliani 1996	?	?	+	+	+	+	+
Prantera 1992	+	+	+	+	+	?	+
Sutherland 1997	+	+	+	+	+	?	+
Thomson 1995	+	+	+	+	+	+	+
Wellman 1988	?	?	?	?	+	+	+

Effects of interventions

See: [Summary of findings for the main comparison 5-ASA compared to placebo for maintenance of medically-induced remission in Crohn's disease](#)

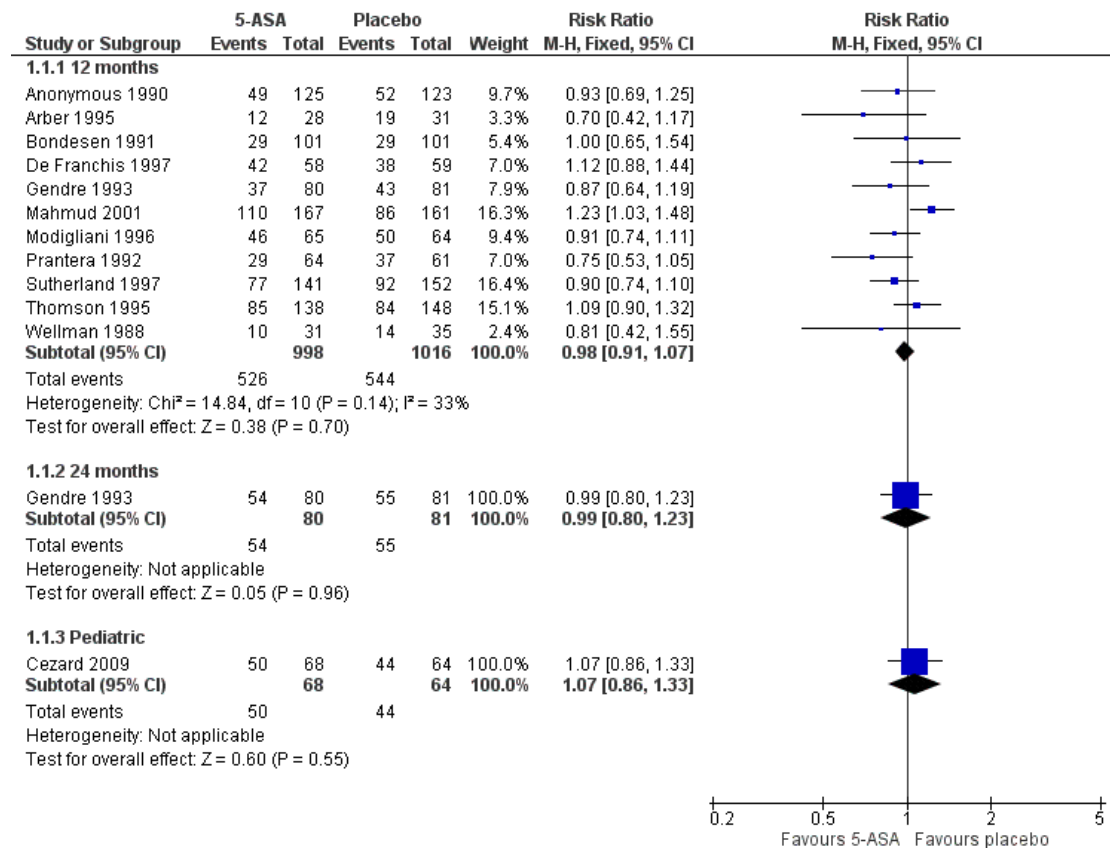
Efficacy

Occurrence of relapse

For the main analysis, we used as the denominator the total number of patients randomised. We assumed that participants who dropped out of the study, and on whom there were no post withdrawal information, had relapsed during the study period. There was no statistically significant difference in relapse rates in patients who were followed for 12 months. Fifty-three per cent (526/998) of 5-ASA patients relapsed at 12 months compared to 54% (544/1016) of placebo patients (RR 0.98, 95% CI 0.91 to 1.07; 11 studies; 2014 patients; [Figure 3](#)). No significant heterogeneity was detected for this comparison ($I^2 = 33\%$, $P = 0.14$). A GRADE analysis indicated that the overall quality of the evidence support-

ing this outcome was moderate due to an unknown risk of bias in some studies in the pooled analysis (See [Summary of findings for the main comparison](#)). A sensitivity analysis using a random-effects model had little effect on the results (RR 0.98, 95% CI 0.88 to 1.08). There was no statistically significant difference in relapse rates at 24 months. Sixty-eight per cent (54/80) of 5-ASA patients relapsed at 24 months compared to 68% (55/81) of placebo patients (RR 0.99, 95% CI 0.80 to 1.23, 1 study; 161 patients). A GRADE analysis indicated that the overall quality of the evidence supporting this outcome was low due to an unknown risk of bias (i.e. random sequence generation, allocation concealment and selective reporting) and sparse data (109 events; See [Summary of findings for the main comparison](#)). There was no statistically significant difference in relapse rates at 12 months in the paediatric study ([Cezard 2009](#)). Seventy-four per cent (50/68) of paediatric 5-ASA patients relapsed at 12 months compared to 69% (44/64) of paediatric placebo patients (RR 1.07, 95% CI 0.86 to 1.33; 1 study; 132 patients).

Figure 3. Forest plot of comparison: 1 5-ASA compared to placebo, outcome: 1.1 Relapse, drop-outs classed as relapse, grouped by length of follow-up.



In further sensitivity analyses, we analysed only participants who completed the study and ignored the dropouts (i.e. an available case analysis). There was no statistically significant difference in relapse rates in patients who were followed for 12 months. Thirty-eight per cent (263/689) of 5-ASA patients relapsed at 12 months compared to 42% (316/749) of placebo patients (RR 0.90, 95% CI 0.79 to 1.01; 11 studies; 1438 patients). Significant heterogeneity was detected for this comparison ($I^2 = 40\%$, $P = 0.09$). A sensitivity analysis using a random-effects model had little effect on the results (RR 0.89, 95% CI 0.76 to 1.05). There was no statistically significant difference in relapse rates at 24 months. Fifty-four per cent (31/57) of 5-ASA patients relapsed at 24 months compared to 58% (36/62) of placebo patients (RR 0.94, 95% CI 0.68 to 1.29, 1 study; 119 patients). There was no statistically significant difference in relapse rates at 12 months in the paediatric study (Cezard 2009). Sixty-two per cent (29/47) of paediatric 5-ASA patients relapsed at 12 months compared to 64% (35/55) of paediatric placebo patients (RR 0.97, 95% CI 0.72 to 1.31; 1 study; 102 patients).

Time to relapse

Although the initial intention was to summarise time to relapse using the log hazard ratio, since a relationship between treatment and withdrawal of treatment was evident we did not consider this

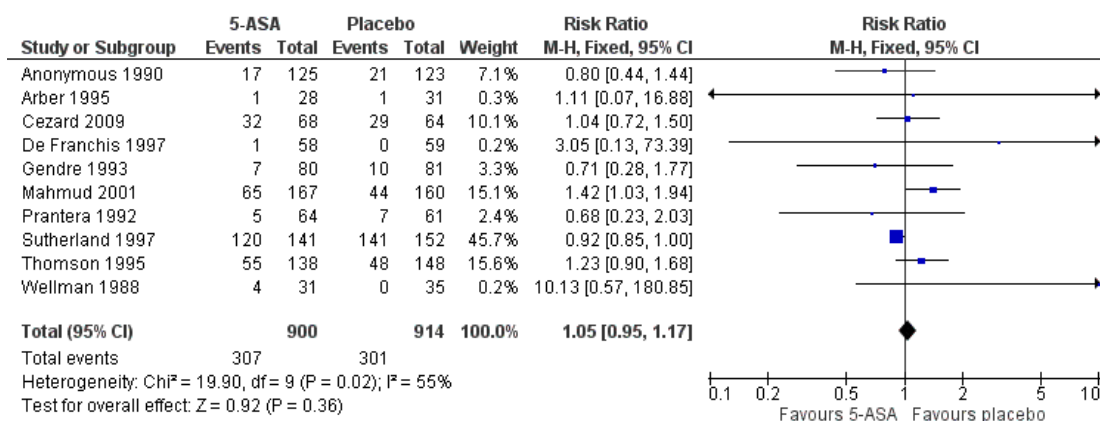
further.

Safety

Adverse events

There was no statistically significant difference in the proportion of patients who experienced at least one adverse event. Thirty-four per cent (307/900) of 5-ASA patients had at least one adverse event compared to 33% (301/914) of placebo patients (RR 1.05, 95% CI 0.95 to 1.17; 10 studies; 1814 patients; Figure 4). Statistically significant heterogeneity was detected for this comparison ($I^2 = 55\%$, $P = 0.02$). A GRADE analysis indicated that the overall quality of the evidence supporting this outcome was low due to an unknown risk of bias in the studies in the pooled analysis and unexplained heterogeneity (See [Summary of findings for the main comparison](#)). Common adverse events reported in the studies included diarrhoea (Anonymous 1990; Cezard 2009; Gendre 1993; Mahmud 2001; Prantera 1992; Sutherland 1997; Thomson 1995), nausea or vomiting (Anonymous 1990; Gendre 1993; Sutherland 1997; Thomson 1995), abdominal pain (Anonymous 1990; Prantera 1992; Thomson 1995; Wellman 1988), headache (Arber 1995; Prantera 1992; Sutherland 1997; Wellman 1988); skin rash (Prantera 1992; Wellman 1988), constipation (Anonymous 1990), bloating (Anonymous 1990), loss of appetite (Anonymous 1990), and arthralgia (Prantera 1992).

Figure 4. Forest plot of comparison: I 5-ASA compared to placebo, outcome: I.5 Adverse events.



Withdrawal due to adverse events

There was no statistically significant difference in the proportion of patients who withdrew due to an adverse event. Fourteen per cent (127/917) of 5-ASA patients withdrew due to adverse events

compared to 13% (119/916) of placebo patients (RR 1.11, 95% CI 0.88 to 1.38; 9 studies; 1833 patients). Statistically significant heterogeneity was detected for this comparison ($I^2 = 55\%$, $P =$

0.02). A GRADE analysis indicated that the overall quality of the evidence supporting this outcome was low due to an unknown risk of bias in some studies in the pooled analysis and unexplained heterogeneity (See [Summary of findings for the main comparison](#)). Common adverse events leading to withdrawal included diarrhoea ([Anonymous 1990](#); [Gendre 1993](#); [Mahmud 2001](#); [Sutherland 1997](#)), headache ([Anonymous 1990](#); [Arber 1995](#); [Sutherland 1997](#)), nausea and vomiting ([Anonymous 1990](#); [Gendre 1993](#); [Sutherland 1997](#)) and abdominal pain ([Anonymous 1990](#)).

Serious adverse events

There was no statistically significant difference in the proportion of patients who had a serious adverse event. One per cent (3/293) of 5-ASA patients had a serious adverse event compared to 0.7% (2/283) of placebo patients (RR 1.43, 95% CI 0.24 to 2.83; 3 studies; 576 patients). No heterogeneity was detected for this comparison ($I^2 = 0\%$, $P = 0.70$). A GRADE analysis indicated that the overall quality of the evidence supporting this outcome was low due to very sparse data (5 events; See [Summary of findings for the main comparison](#)). Of the three studies that reported on serious adverse events, [De Franchis 1997](#) reported that there were no serious adverse events in either group. There were two serious

adverse events in the [Cezard 2009](#) study including one interstitial nephritis in the 5-ASA group and one interstitial pneumopathy in the placebo group. [Mahmud 2001](#) reported three serious adverse events, two in the 5-ASA group and one in the placebo group. None of these serious adverse events were thought to be related to the study medication.

Subgroup analysis

Due to the potential impact of the unknown outcome of patients who withdrew early on the treatment effect, we did not feel it was valid to consider effects within subgroups.

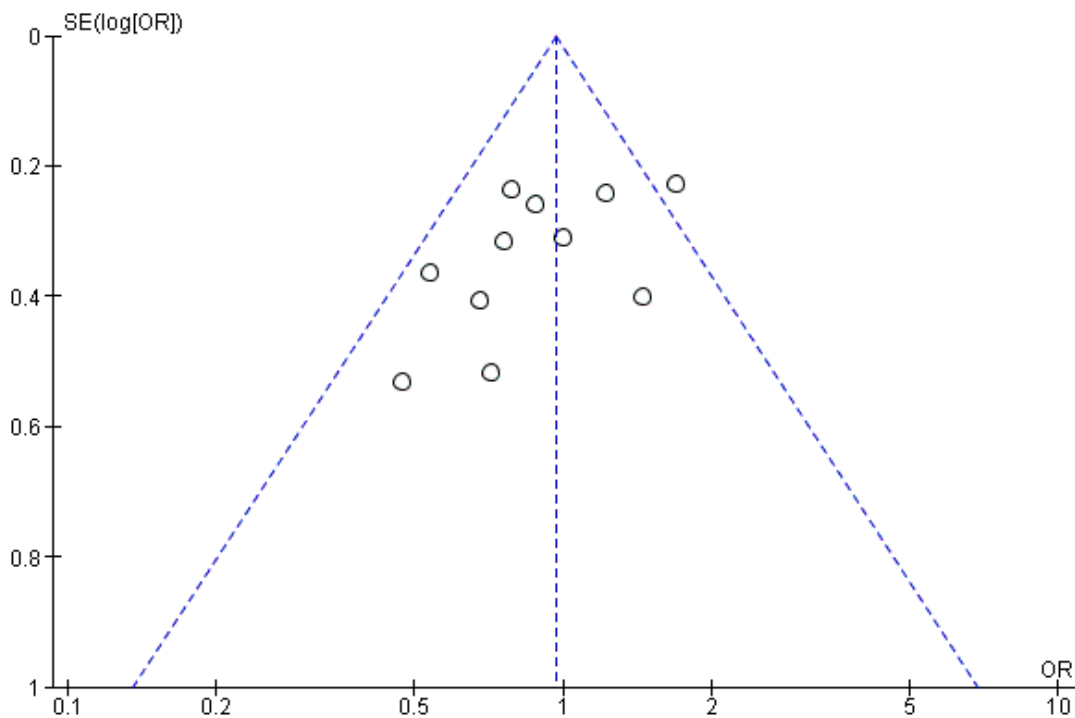
Heterogeneity

When all dropouts are assumed to have relapsed, there was no significant heterogeneity ($I^2 = 33\%$; $P = 0.14$) across the 11 trials that followed up participants for 12 months. However, there was significant heterogeneity in the sensitivity analyses where dropouts were ignored ($I^2 = 40\%$; $P = 0.09$). Further investigations of heterogeneity were not felt applicable given the implication of the unknown outcomes on the treatment effect.

Funnel Plots

A funnel plot analysis for the primary outcome (relapse) provides no convincing evidence of publication bias (see [Figure 5](#)).

Figure 5. Funnel plot of comparison: 1 5-ASA compared to placebo, outcome: 1.8 Relapse, drop-outs classed as relapse, grouped by length of follow-up.



DISCUSSION

There is no known cure for Crohn's disease, and the disorder is characterised by recurrent flare-ups of symptoms. [Lichtenstein 2004](#) demonstrated in a recent study that being in remission is associated with improved quality of life in patients with Crohn's disease. Preventing relapses should, therefore, be an important goal in the management of this disease.

Whilst a number of treatment regimens are efficacious in inducing clinical remission in active Crohn's disease, no treatment is available that can completely prevent relapse of the disorder ([Biancone 2003](#)). Corticosteroids, the mainstay of treatment for active Crohn's disease are not effective as maintenance therapy ([Steinhart 2003](#)). Although the antimetabolites, 6-mercaptopurine and its prodrug, azathioprine are effective in maintaining remission in Crohn's disease, these drugs might cause significant adverse events ([Feagan 2003](#)). Infliximab, a monoclonal antibody against tumour necrosis factor, is an effective maintenance therapy for patients with Crohn's disease with or without fistulas ([Hanauer 2002](#); [Rutgeerts 1999](#); [Sands 2004](#)). Methotrexate is also effective for maintenance of remission in Crohn's disease ([Feagan 2000](#)). 5-ASA preparations have been found to be superior to placebo for the maintenance of remission in ulcerative colitis ([Wang 2016](#)), but its efficacy in Crohn's disease is controversial ([Sandborn 2003](#)). Randomised controlled trials which compared 5-ASA agents with placebo for the maintenance of medically-induced remission in Crohn's disease have yielded conflicting results ([de Franchis 1997](#); [Gendre 1993](#); [Mahmud 2001](#); [Sutherland 1997](#)). In this review, we have summarised the findings of available randomised controlled trials on the subject.

For the main analyses, we used as the denominator the total number of patients randomised, and assumed that participants who dropped out of the study, and on whom there were no post withdrawal information, had relapsed during the study period. This main analysis demonstrated that, in 11 randomised controlled trials where 2014 participants were followed up for 12 months, there was no statistically significant difference between 5-ASA agents and placebo with regard to the prevention of relapse (RR 0.98, 95% CI 0.91 to 1.07). A GRADE analysis indicates that the overall quality of the evidence supporting this outcome was moderate. Sensitivity analyses using a random-effects model and an available case analysis had no impact on the results. A single paediatric study (132 participants) did not find any difference in relapse rates between 5-ASA and placebo treated participants ([Cezard 2009](#)). A single study in which patients were followed up for 24 months also did not demonstrate any statistically significant difference in relapse rates between the two groups in either the main analysis or sensitivity analyses. We therefore found no evidence from this study to suggest that 5-ASA agents are superior to placebo for maintenance of medically-induced remission in Crohn's disease.

The primary studies had a number of limitations. The drop-out rates in most studies were quite high and as no follow-up information was available on these patients, we assumed in the main analysis that drop out patients had relapsed. Exactly how this assumption might have affected the results of the meta-analysis is unclear. This highlights the importance of following-up patients after they withdraw from a study. The assessment of disease activity was not uniform amongst the primary studies. Whilst 10 of the included studies used the CDAI to measure disease activity, two studies used the Harvey Bradshaw Index ([Arber 1995](#); [Cezard 2009](#)). The studies which used CDAI defined relapse as a CDAI > 150 or a variable minimum rise in the CDAI score between 50 and 100 points from baseline along with a CDAI > 150.

We found no evidence to suggest that more adverse events occurred in patients on 5-ASA agents compared to placebo. Although the reporting of adverse events was somewhat inconsistent across the studies we were able to pool data for the proportion of patients who experienced at least one adverse event, withdrawal due to adverse events and serious adverse events. There was no statistically significant differences between 5-ASA and placebo for any of these outcomes. GRADE analyses indicate that the overall quality of the evidence supporting these outcomes was low.

Different preparations and different doses of 5-ASA were used in the included studies. The doses ranged from 1 g to 3 g per day. A linear dose-response relationship has been suggested for 5-ASA agents in the maintenance of remission in ulcerative colitis ([Hanauer 2004](#)). None of the included studies compared different doses of 5-ASA, and there was no evidence to suggest that studies which used higher doses of 5-ASA preparations demonstrated greater benefits or more adverse events. There was no strong indication to suggest that more adverse events occurred in patients on 5-ASA agents compared to placebo. Future studies should report adverse events in a more consistent manner.

We found no evidence in this review to suggest that 5-ASA preparations are superior to placebo for the maintenance of medically-induced remission in Crohn's disease. The use of 5-ASA agents for the prevention of recurrences following surgery for Crohn's disease was not the subject of this review and has been assessed in a separate systematic review ([Gordon 2011](#)).

AUTHORS' CONCLUSIONS

Implications for practice

We found no evidence in this review to suggest that 5-ASA preparations are superior to placebo for the maintenance of medically-induced remission in patients with Crohn's disease. The incidence of adverse events did not appear to be different in patients receiving 5-ASA compared with those receiving placebo.

Implications for research

The effect sizes that were found even when drop-outs were ignored were small. Therefore it appears that additional randomised trials may not be justified. Any further studies of maintenance therapy for Crohn's disease should ensure allocation concealment and complete follow-up of patients, and include more detailed and standardised reporting of safety results. A more uniform way of

measuring relapse should also be adopted.

ACKNOWLEDGEMENTS

Partial funding for the Cochrane IBD Group (April 1, 2016 - March 31, 2018) has been provided by Crohn's and Colitis Canada (CCC).

REFERENCES

References to studies included in this review

Anonymous 1990 *{published data only}*

Anonymous. Coated oral 5-aminosalicylic acid versus placebo in maintaining remission of inactive Crohn's disease. International Mesalazine Study Group. *Alimentary Pharmacology and Therapeutics* 1990;**4**(1):55–64.

Arber 1995 *{published data only}*

* Arber N, Odes HS, Fireman Z, Lavie A, Broide E, Bujanover Y, et al. A controlled double blind multicenter study of the effectiveness of 5-aminosalicylic acid in patients with Crohn's disease in remission. *Journal of Clinical Gastroenterology* 1995;**20**(3):203–6.

Arber N, Odes SH, Fireman Z, Lavie A, Broide E, Bujanover Y, et al. A controlled double blind multicenter study of the effectiveness of 5-aminosalicylic acid in patients with Crohn's disease in remission. *Gastroenterology* 1994;**106**(4 Part 2):A646.

Bondesen 1991 *{published data only}*

Bondesen S, the Danish 5-ASA group. Mesalazine (Pentasa) as prophylaxis in Crohn's disease. A multicenter, controlled trial. *Scandinavian Journal of Gastroenterology* 1991;**26**:68.

Cezard 2009 *{published data only}*

* Cezard JP, Munck A, Mouterde O, Morali A, Lenaerts C, Lachaux A, et al. Prevention of relapse by mesalazine (Pentasa) in pediatric Crohn's disease: a multicenter, double-blind, randomized, placebo-controlled trial. *Gastroenterologie Clinique et Biologique* 2009;**33**:31–40.

Cezard JP, Munck A, Mouterde O, Morali A, Lenaerts C, Lachaux A, et al. Prevention of recurrence by mesalazine (PENTASA) in pediatric Crohn's disease. A multicentric double blind trial. *Journal of Pediatric Gastroenterology and Nutrition* 2003;**36**:542.

De Franchis 1997 *{published data only}*

de Franchis R, Brignola C, Del Piano M, Omodei P, Pera A, Ranzi T, et al. Oral 5-aminosalicylic acid (5-ASA) in the prevention of early relapse of Crohn's disease. Interim analysis of a multicenter double blind randomized placebo-controlled trial. *Gastroenterology* 1994;**106**:A670.

* de Franchis R, Omodei P, Ranzi T, Brignola C, Rocca R, Prada A, et al. Controlled trial of oral 5-aminosalicylic acid for the prevention of early relapse in Crohn's disease. *Alimentary Pharmacology and Therapeutics* 1997;**11**:845–52.

Gendre 1993 *{published data only}*

Gendre JP, Mary JY, Florent C, Modigliani R, Colombel JF, Soule JC, et al. Maintenance treatment of Crohn's disease using orally administered mesalazine (Pentasa). A controlled multicenter study. *Annals of Gastroenterology and Hepatology* 1993;**29**(5):251–6.

* Gendre JP, Mary JY, Florent C, Modigliani R, Colombel JF, Soule JC, et al. Oral mesalazine (Pentasa) as maintenance treatment in Crohn's disease: a multicenter placebo-controlled study. The Groupe d'Etudes Therapeutiques des Inflammatoires Digestives (GETAID). *Gastroenterology* 1993;**104**(2):435–9.

Mahmud 2001 *{published data only}*

Mahmud N, Kamm MA, Dupas JL, Jewell DP, O'Morain CA, Weir DG, et al. Olsalazine is not superior to placebo in maintaining remission of inactive Crohn's colitis and ileocolitis: a double blind, parallel, randomised, multicentre study. *Gut* 2001;**49**(4):552–6.

Modigliani 1996 *{published data only}*

Modigliani R, Colombel JF, Dupas JL, Dapoigny M, Costil V, Veyrac M, et al. Mesalazine in Crohn's disease with steroid-induced remission: effect on steroid withdrawal and remission maintenance. *Gastroenterology* 1996;**110**:688–93.

Prantera 1992 *{published data only}*

Prantera C, Pallone F, Brunetti G, Cottone M, Miglioli M. Oral 5-aminosalicylic acid (Asacol) in the maintenance treatment of Crohn's disease. The Italian IBD Study Group. *Gastroenterology* 1992;**103**(2):363–8.

Sutherland 1997 *{published data only}*

Sutherland LR, Martin F, Bailey RJ, Fedorak R, Dallaire C, Rossman R, et al. 5-aminosalicylic acid (Pentasa) in the maintenance of remission of Crohn's disease. *Gastroenterology* 1995;**108**(4 Suppl 1):A924.

* Sutherland LR, Martin F, Bailey RJ, Fedorak RN, Poleski M, Dallaire C, et al. A randomized, placebo-controlled, double-blind trial of mesalazine in the maintenance of remission of Crohn's disease. The Canadian Mesalazine for Remission of Crohn's Disease Study Group. *Gastroenterology* 1997;**112**(4):1069–77.

Thomson 1995 *{published data only}*

Thomson AB, Wright JP, Vatn M, Bailey RJ, Rachmilewitz D, Adler M, et al. Mesalazine (Mesasal/Claversal) 1.5 g b.d.

vs. placebo in the maintenance of remission of patients with Crohn's disease. *Alimentary Pharmacology and Therapeutics* 1995;**9**(6):673–83.

Wellman 1988 {published data only}

Wellmann W, Schroeder U. New oral preparations for maintenance therapy in Crohn's disease. *Canadian Journal of Gastroenterology* 1988;**2**:71A–72A.

References to studies excluded from this review

Anthonisen 1974 {published data only}

* Anthonisen P, Barany F, Folkenborg O, Holtz A, Jarnum S, Kristensen M. The clinical effect of salazosulphapyridine (Salazopyrin r) in Crohn's disease. A controlled double-blind study. *Scandinavian Journal of Gastroenterology* 1974;**9**:549–54.

Anthonisen P, Barany F, Folkenborg O, Holtz A, Jarnum S, Kristensen M, et al. Clinical effect of salazosulphapyridine (salazopyrin) in Crohn's disease. A controlled double-blind investigation. *Ugeskrift for Laeger* 1974;**136**(32):1798–1802.

Bresci 1991 {published data only}

Bresci G, Petrucci A, Banti S. 5-aminosalicylic acid in the prevention of relapses of Crohn's disease in remission: a long-term study. *International Journal of Clinical Pharmacology Research* 1991;**11**(4):200–2.

Bresci 1994 {published data only}

Bresci G, Parisi G, Banti S. Long-term therapy with 5-aminosalicylic acid in Crohn's disease: is it useful? Our four years experience. *International Journal of Clinical Pharmacology Research* 1994;**14**(4):133–8.

Brignola 1992 {published data only}

Brignola C, Iannone P, Pasquali S, Campieri M, Gionchetti P, Belluzzi A, et al. Placebo-controlled trial of oral 5-ASA in relapse prevention of Crohn's disease. *Digestive Diseases and Sciences* 1992;**37**(1):29–32.

Camma 1997 {published data only}

Camma C, Giunta M, Rosselli M, Cottone M. Mesalamine in the maintenance treatment of Crohn's disease: a meta-analysis adjusted for confounding variables. *Gastroenterology* 1997;**113**(5):1465–73.

Ewe 1976 {published data only}

Ewe K, Holtermüller KH, Baas U, Eckhart V, Krieg H, Kutzner J, et al. Prevention of recurrence by salazosulphapyridine (azulfidine) therapy in Crohn's disease. A double blind study. *Verhandlungen der Deutschen Gesellschaft für Innere Medizin* 1976;**82**:930–2.

Hanauer 1993 {published data only}

Hanauer SB, Krawitt EL, Robinson M, Rick GG, Safdi MA. Long-term management of Crohn's disease with mesalamine capsules (Pentasa). Pentasa Crohn's Disease Compassionate Use Study Group. *American Journal of Gastroenterology* 1993;**88**(9):1343–51.

Lennard-Jones 1977 {published data only}

Lennard-Jones JE. Sulphasalazine in asymptomatic Crohn's disease. *Gut* 1977;**18**:69–72.

Lichtenstein 2009 {published data only}

Lichtenstein GR, Ramsey D. Experience with delayed-release mesalamine for maintenance of remission of Crohn's disease (CD). *Gastroenterology* 2009;**1**:A661–2.

Luthra 2002 {published data only}

Luthra G, Pasricha PJ. Olsalazine was not better than placebo in maintaining remission in inactive Crohn disease. *ACP Journal Club* 2002;**136**(3):92.

Malchow 1981 {published data only}

Malchow H. Further controlled trials of salazosulphapyridine in Crohn's disease. *Zeitschrift für Gastroenterologie* 1981;**19**(Suppl):45–9.

Malchow 1984 {published data only}

Malchow H, Ewe K, Brandes JW. European cooperative Crohn's disease study (ECCDS): Results of drug treatment. *Gastroenterology* 1984;**86**(2):249–66.

Nakshabendi 1992 {published data only}

Nakshabendi IM, Duncan A, Russell RI. Is Asacol as effective as sulphasalazine in maintaining remission of Crohn's disease and ulcerative colitis?. *Postgraduate Medical Journal* 1992;**68**(797):189–91.

Schreiber 1994 {published data only}

Howaldt S, Raedler A, Reinecker HC, Berghaus D, Hoyer S, Kaiser B. Comparative trial of remission prophylaxis in quiescent Crohn's disease with oral 4-aminosalicylic acid versus 5-aminosalicylic acid slow release tablets. *Canadian Journal of Gastroenterology* 1993;**7**:241–4.
Schreiber S, Howaldt S, Guth S, Reinecker HC, Kaiser B, Hoyer S, et al. Maintenance treatment of Crohn's disease: comparative study of 4-aminosalicylic acid and 5-aminosalicylic acid (Claversal) slow release tablets. *Gastroenterology* 1992;**102**(Issue 4 Part 2):A692.

* Schreiber S, Howaldt S, Raedler A. Oral 4-aminosalicylic acid versus 5-aminosalicylic acid slow release tablets. Double blind, controlled pilot study in the maintenance treatment of Crohn's ileocolitis. *Gut* 1994;**35**(8):1081–5.

Summers 1979 {published data only}

Singleton JW. Results of treatment with sulfasalazine in the American Multicenter Study on the treatment of Crohn disease (National Cooperative Crohn's Disease Study). *Zeitschrift für Gastroenterologie. Verhandlungsband* 1981;**19**:38–40.

Summers RW, Singleton JW. National cooperative Crohn's disease study (NCCDS): a controlled prospective trial of three drugs vs placebo. *Gut* 1977;**18**(11):A972–3.

* Summers RW, Switz DM, Sessions JT, Becketl JM, Best WR, Kern F. National Cooperative Crohn's Disease Study: results of drug treatment. *Gastroenterology* 1979;**77**(4):847–69.

Additional references

Azad Khan 1977

Azad Khan AK, Piris J, Truelove SC. An experiment to determine the active therapeutic moiety of sulphasalazine. *Lancet* 1977;**2**(8044):892–5.

Biancone 2003

Biancone L, Tosti C, Fina D, Fantini M, De Nigris F, Geremia A, et al. Review article: maintenance treatment of Crohn's disease. *Alimentary Pharmacology and Therapeutics* 2003;**17 Suppl 2**:31–7.

Das 1973

Das KM, Eastwood MA, McManus JP, Sircus W. Adverse reactions during salicylazosulfapyridine therapy and the relation with drug metabolism and acetylator phenotype. *New England Journal of Medicine* 1973;**289**(10):491–5.

Feagan 2000

Feagan BG, Fedorak RN, Irvine EJ, Wild G, Sutherland L, Steinhart AH, et al. A comparison of methotrexate with placebo for the maintenance of remission in Crohn's disease. North American Crohn's Study Group Investigators. *New England Journal of Medicine* 2000;**342**(22):1627–32.

Feagan 2003

Feagan BG. Maintenance therapy for inflammatory bowel disease. *American Journal of Gastroenterology* 2003;**98**(12 Suppl):S6–S17.

Gordon 2011

Gordon M, Naidoo K, Thomas AG, Akobeng AK. Oral 5-aminosalicylic acid for maintenance of surgically-induced remission in Crohn's disease. *Cochrane Database of Systematic Reviews* 2011, Issue 1. [DOI: 10.1002/14651858.CD008414.pub2]

Guyatt 2008

Guyatt GH, Oxman AD, Vist GE, Kunz R, Falck-Ytter Y, Alonso-Coello P, et al. GRADE: an emerging consensus on rating quality of evidence and strength of recommendations. *BMJ* 2008;**336**(7650):924–6.

Hanauer 2002

Hanauer SB, Feagan BG, Lichtenstein GR, Mayer LF, Schreiber S, Colombel JF, et al. Maintenance infliximab for Crohn's disease: the ACCENT I randomised trial. *Lancet* 2002;**359**(9317):1541–9.

Hanauer 2004

Hanauer SB. Review article: aminosalicylates in inflammatory bowel disease. *Alimentary Pharmacology and Therapeutics* 2004;**20 Suppl 4**:60–5.

Higgins 2011

Higgins JPT, Altman DG, Sterne JAC (editors). Chapter 8: Assessing risk of bias in included studies. In: Higgins JPT, Green S editor(s). *Cochrane Handbook for Systematic Reviews of Interventions Version 5.1.0 (updated March 2011)*. The Cochrane Collaboration, 2011. Available from www.cochrane-handbook.org.

Klotz 1980

Klotz U, Maier K, Fischer C, Heinkel K. Therapeutic efficacy of sulfasalazine and its metabolites in patients with ulcerative colitis and Crohn's disease. *New England Journal of Medicine* 1980;**303**(26):1499–502.

Lichtenstein 2004

Lichtenstein GR, Yan S, Bala M, Hanauer S. Remission in patients with Crohn's disease is associated with

improvement in employment and quality of life and a decrease in hospitalizations and surgeries. *American Journal of Gastroenterology* 2004;**99**(1):91–6.

Messori 1994

Messori A, Brignola C, Trallori G, Rampazzo R, Bardazzi G, Belloli C, et al. Effectiveness of 5-aminosalicylic acid for maintaining remission in patients with Crohn's disease: a meta-analysis. *American Journal of Gastroenterology* 1994;**89**(5):692–8.

Myers 1987

Myers B, Evans DN, Rhodes J, Evans BK, Hughes BR, Lee MG, et al. Metabolism and urinary excretion of 5-amino salicylic acid in healthy volunteers when given intravenously or released for absorption at different sites in the gastrointestinal tract. *Gut* 1987;**28**(2):196–200.

Rutgeerts 1999

Rutgeerts P, D'Haens G, Targab S, Vasiliasukas E, Hanauer SB, Present DH, et al. Efficacy and safety of retreatment with anti-tumor necrosis factor antibody (infliximab) to maintain remission in Crohn's disease. *Gastroenterology* 1999;**117**(4):761–9.

Sandborn 2003

Sandborn WJ. Evidence-based treatment algorithm for mild to moderate Crohn's disease. *American Journal of Gastroenterology* 2003;**98**(12 Suppl):S1–5.

Sands 2004

Sands BE, Anderson FH, Bernstein CN, Chey WY, Feagan BG, Fedorak RN, et al. Infliximab maintenance therapy for fistulizing Crohn's disease. *New England Journal of Medicine* 2004;**350**(9):876–85.

Schroder 1972

Schroder H, Evans DA. Acetylator phenotype and adverse effects of sulphasalazine in healthy subjects. *Gut* 1972;**13**(4):278–84.

Schünemann 2011

Schünemann HJ, Oxman AD, Vist GE, Higgins JPT, Deeks JJ, Glasziou P, et al. Chapter 12: Interpreting results and drawing conclusions. In: Higgins JPT, Green S editor(s). *Cochrane Handbook for Systematic Reviews of Interventions Version 5.1.0 (updated March 2011)*. The Cochrane Collaboration, 2011. Available from www.cochrane-handbook.org.

Steinhart 1994

Steinhart AH, Hemphill D, Greenberg GR. Sulfasalazine and mesalazine for the maintenance therapy of Crohn's disease: a meta-analysis. *American Journal of Gastroenterology* 1994;**89**(12):2116–24.

Steinhart 2003

Steinhart AH, Ewe K, Griffiths AM, Modigliani R, Thomsen OO. Corticosteroids for maintenance of remission in Crohn's disease. *Cochrane Database of Systematic Reviews* 2003, Issue 4. [DOI: 10.1002/14651858.CD000301]

Svartz 1942

Svartz N. Salazopyrin, a new sulfanilamide preparation: A. Therapeutic results in rheumatic polyarthritis. B.

Therapeutic results in ulcerative colitis. C. Toxic manifestations in treatment with sulfanilamide preparation. *Acta Medica Scandinavica* 1942;**110**:557–90.

van Hees 1980

van Hees PA, Bakker JH, van Tongeren JH. Effect of sulphapyridine, 5-aminosalicylic acid, and placebo in patients with idiopathic proctitis: a study to determine the active therapeutic moiety of sulphasalazine. *Gut* 1980;**21**(7):632–5.

Wang 2016

Wang Y, Parker CE, Feagan BG, MacDonald JK. Oral 5-

aminosalicylic acid for maintenance of remission in ulcerative colitis. *Cochrane Database of Systematic Reviews* 2016, Issue 5. [DOI: 10.1002/14651858.CD000544.pub4]

References to other published versions of this review

Akobeng 2005

Akobeng AK, Gardener E. Oral 5-aminosalicylic acid for maintenance of medically-induced remission in Crohn's disease. *Cochrane Database of Systematic Reviews* 2005, Issue 1. [DOI: 10.1002/14651858.CD003715.pub2]

* *Indicates the major publication for the study*

CHARACTERISTICS OF STUDIES

Characteristics of included studies *[ordered by study ID]*

Anonymous 1990

Methods	Randomised, double blind, placebo-controlled multicentre trial	
Participants	248 patients with clinically inactive Crohn's disease at entry (CDAI < 150) - no age or CD location restrictions reported Crohn's disease had to be 'controlled' for at least 1 month prior to entry Controlled described as no steroids or a stable low dose (prednisone 2.5 mg/day or less)	
Interventions	Oral 5-ASA (Mesasal / Claversal, Smith Kline & French company) at a dose of 1.5 g/day (n = 125) Placebo (n = 123)	
Outcomes	Primary outcome: relapse at 12 months (CDAI > 150 and an increase in CDAI of 60 points from baseline) Secondary outcomes: adverse events, withdrawal due to adverse events	
Notes		
<i>Risk of bias</i>		
Bias	Authors' judgement	Support for judgement
Random sequence generation (selection bias)	Low risk	Quote: "predetermined computer-generated list"
Allocation concealment (selection bias)	Low risk	Quote: "Drug supplies were centrally packaged, labelled and randomized in blocks of four according to a predetermined computer-generated list"
Blinding of participants and personnel (performance bias) All outcomes	Low risk	Double-blind study Quote: "patients were randomly allocated to treatment with one of the following regimens: 5-ASA, or matching placebo for 5-ASA"
Blinding of outcome assessment (detection bias) All outcomes	Low risk	Patient and physician assessed outcomes were blinded
Incomplete outcome data (attrition bias) All outcomes	Low risk	Drop-outs balanced across intervention groups with similar reasons for withdrawal
Selective reporting (reporting bias)	Unclear risk	Although some subgroup analyses were not prespecified these analyses would generally

Anonymous 1990 (Continued)

		be expected for this type of study
Other bias	Low risk	The study appears to be free of other sources of bias

Arber 1995

Methods	Randomised, double blind, placebo-controlled multicentre trial
Participants	59 patients with Crohn's disease in continuous remission for at least 6 months - patients could have Crohn's disease of the small bowel, large bowel or both - no age restrictions were reported Remission was defined as a Harvey Bradshaw (Softley-Clamp modification) index score of < 4 Patients could be treated with only 5-ASA or sulphasalazine within last 6 months
Interventions	Oral 5-ASA (Rafassal similar to Salofalk/Claversal, Rafia Laboratory, Israel) at a dose of 1 g/day (n = 28) Placebo (n = 31)
Outcomes	Primary outcome: relapse at 12 months (increase of more than 4 points on the index from baseline) Secondary outcomes: adverse events, withdrawal due to adverse events
Notes	

Risk of bias

Bias	Authors' judgement	Support for judgement
Random sequence generation (selection bias)	Low risk	Computer-generated list
Allocation concealment (selection bias)	Low risk	Quote: "coding and randomization were performed by a central pharmacy that dispensed the coded medicines to the participating centers"
Blinding of participants and personnel (performance bias) All outcomes	Low risk	Double-blind study Quote: "Patients were given coded mesalazine or placebo four tablets/day (coated 5-ASA preparation similar to Salofalk-Claversal)"
Blinding of outcome assessment (detection bias) All outcomes	Low risk	Patient and physician assessed outcomes were blinded

Arber 1995 (Continued)

Incomplete outcome data (attrition bias) All outcomes	Low risk	Drop-outs balanced across intervention groups with similar reasons for withdrawal Quote: "Ten patients were withdrawn from the trial, four from the placebo group and six from the treatment group. Among these patients, five were withdrawn because of noncompliance, three patients were lost to follow-up, and one in each group had side effects (headache) leading to withdrawal from the study"
Selective reporting (reporting bias)	Unclear risk	Although some subgroup analyses were not prespecified these analyses would generally be expected for this type of study
Other bias	Low risk	The study appears to be free of other sources of bias

Bondesen 1991

Methods	Randomised, double blind, placebo-controlled multicentre trial
Participants	202 patients with clinically inactive Crohn's disease
Interventions	Pentasa 1.5g bid (n = 101) Placebo (n = 101)
Outcomes	Primary outcome: relapse at 12 to 18 months Secondary outcome: adverse events
Notes	Abstract publication

Risk of bias

Bias	Authors' judgement	Support for judgement
Random sequence generation (selection bias)	Unclear risk	Not described
Allocation concealment (selection bias)	Unclear risk	Not described
Blinding of participants and personnel (performance bias) All outcomes	Unclear risk	Quote: "patients were...randomized to active drug or placebo How blinding was achieved was not described in abstract

Bondesen 1991 (Continued)

Blinding of outcome assessment (detection bias) All outcomes	Unclear risk	Not described
Incomplete outcome data (attrition bias) All outcomes	Unclear risk	Not described
Selective reporting (reporting bias)	Unclear risk	Not described
Other bias	Unclear risk	Unclear from abstract

Cezard 2009

Methods	Randomised, double-blind, placebo-controlled, multicenter trial performed in 17 centres (16 from France and 1 from Switzerland) for one year Data was analysed following an intention-to-treat analysis
Participants	Patients (N=132) under the age of 18 and diagnosed with CD before the age of 16, according to clinical, radiological, endoscopic and histological data Specific inclusion criteria: patients in clinical remission within six months of flare-up treatment started prior to inclusion, with an HB score inferior to 5, ESR superior to 25mm, and normal hepatic and renal function Specific exclusion criteria: patients were excluded if a flare-up had been treated with mesalazine or immunosuppressants, or if they had a known hypersensitivity to salicylate
Interventions	50 mg/kg mesalazine or placebo over a 1 year period
Outcomes	Primary outcome: clinical relapse (HB score greater than or equal to 5, confirmed within two weeks) or surgery for acute complication of CD Secondary outcome: treatment failure, defined as relapse, failure of steroid withdrawal, side-effect intolerance requiring treatment discontinuation, worsening or aggravation of patient's status requiring treatment
Notes	

Risk of bias

Bias	Authors' judgement	Support for judgement
Random sequence generation (selection bias)	Low risk	Randomization sequence was generated by a third-party Quote: "the randomization lists were generated by the randomization center" Quote: "patients were randomized by stratum within each center, using randomized blocks of two to four)

Cezard 2009 (Continued)

Allocation concealment (selection bias)	Low risk	Centralized randomisation performed by a third party Quote: "At randomization, a chronological treatment number was assigned to each patient and, accordingly, the treatment allocated to each patient was given to the physician in charge of that patient in numbered bottles, labeled with the protocol identification, center and stratum, patient's initials, treatment number, batch number and expiry date"
Blinding of participants and personnel (performance bias) All outcomes	Low risk	Double-blind study Intervention and placebo tablets were identical Quote: "Each allocated treatment was sent to the physician in charge of that patient in an individual sealed envelope"
Blinding of outcome assessment (detection bias) All outcomes	Low risk	Patient and physician assessed outcomes were blinded
Incomplete outcome data (attrition bias) All outcomes	Low risk	Drop-outs were similar across intervention groups with similar reasons for withdrawal Low proportion of withdrawals per group
Selective reporting (reporting bias)	Low risk	All expected outcomes were reported
Other bias	Low risk	The study appears to be free of other sources of bias

De Franchis 1997

Methods	Randomized, double-blind, placebo-controlled, multicentre trial conducted at 22 institutions. Data was analysed following an intention-to-treat
Participants	Specific inclusion criteria: patients with an established diagnosis of Crohn's disease localized to the ileum, colon or both with endoscopic, radiological and/or surgical confirmation of disease location within 1 year prior to enrolment; if they had an acute flare-up of the disease (CDAI > 150 and ≤ 450); if they had achieved remission with a standard steroid-dose regimen; and if they were between 18 and 70 years of age Specific exclusion criteria: patients who had oesophageal, gastroduodenal or jejunal localizations of Crohn's disease, clinically significant bowel stenosis, fistulas requiring metronidazole treatment or surgery, or other active extra-intestinal manifestations requiring steroid treatment; if they had been treated with steroids or immunosuppressants within 3 months of enrolment; if they had clinically significant hepatic, renal or haematological disease; if they were taking H ₂ -blockers or omeprazole; if they were allergic to salicylates;

	or if they were pregnant or lactating women	
Interventions	Patients were evaluated for inclusion during a flare-up of Crohn's disease and treated with steroids according to a standard dose regimen (methylprednisolone, 1 mg/kg q.d.s with a maximum of 60 mg q.d.s. given orally for 4-8 weeks). Those who achieved clinical remission (CDAI <150) were entered into the study. Six tablets, administered in three daily doses, containing either 5-ASA (Claversal) 500 mg or a placebo. Daily steroid dose was tapered by 0.25 mg/kg every two weeks once this regimen was started	
Outcomes	Two outcomes were assessed: i) clinical relapse, defined as an increase of CDAI above 150 and at least 60 points above the value observed at achievement of remission, accompanied by an increase of at least two of the three acute-phase reactants (ESR, alpha-1 acid glycoprotein and alpha-2 globulins) ii) completion of a 24-month study period without clinical relapse	
Notes		
<i>Risk of bias</i>		
Bias	Authors' judgement	Support for judgement
Random sequence generation (selection bias)	Unclear risk	Procedure used for randomisation not described Quote: "randomization was done centrally in blocks of four"
Allocation concealment (selection bias)	Low risk	Central randomisation Quote: "randomization was done centrally in blocks of four"
Blinding of participants and personnel (performance bias) All outcomes	Low risk	Double-blind, randomised, placebo-controlled trial Placebo pills were identical to 5-ASA pills
Blinding of outcome assessment (detection bias) All outcomes	Unclear risk	Not described
Incomplete outcome data (attrition bias) All outcomes	Low risk	Drop-outs balanced across intervention groups with similar reasons for withdrawal Quote: "Seventeen patients (eight on 5-ASA and nine on placebo) were withdrawn from the study: 15 of them were lost to follow-up, one was considered as non-compliant, one required surgery for ileorectal fistula"

De Franchis 1997 (Continued)

Selective reporting (reporting bias)	Unclear risk	Although some subgroup analyses were not prespecified these analyses would generally be expected for this type of study
Other bias	Low risk	The study appears to be free of other sources of bias

Gendre 1993

Methods	Multicentre study. Described as randomised:Yes Randomisation method described:No Described as double blind:Yes Blind method described:No Follow-ups described:Yes Strata: High relapse risk stratum (remission for < 3 months) and Low relapse risk stratum (remission for 3 - 24 months)
Participants	Inclusion criteria: Age greater than 15. CD of the small bowel, colon or both. CD in remission < 24 months. Remission defined as CDAI <150. No steroid use in month before trial
Interventions	Oral 5-ASA vs placebo. Allocation: 80 patients allocated to 5-ASA, and 81 patients allocated to placebo. Name 5-ASA: Pentasa. Manufacturer: Ferring AS, Vanlose, Denmark. Dose: 2 g per day
Outcomes	Relapse measured at: 24 months. Definition of relapse: Surgery or CDAI >250 or CDAI between 150 and 250 but over the baseline value by >50 points
Notes	

Risk of bias

Bias	Authors' judgement	Support for judgement
Random sequence generation (selection bias)	Unclear risk	Not described
Allocation concealment (selection bias)	Unclear risk	Not described
Blinding of participants and personnel (performance bias) All outcomes	Low risk	Quote: "the study followed a randomized, double-blind, stratified design" Identical Pentasa and placebo tablets used
Blinding of outcome assessment (detection bias) All outcomes	Low risk	Patient and physician assessed outcomes were blinded
Incomplete outcome data (attrition bias) All outcomes	Low risk	Drop-outs balanced across intervention groups with similar reasons for withdrawal

Gendre 1993 (Continued)

Selective reporting (reporting bias)	Unclear risk	Although some subgroup analyses were not prespecified these subgroup analyses would generally be expected for this type of study
Other bias	Low risk	The study appears to be free of other sources of bias

Mahmud 2001

Methods	Multicentre study. Described as randomised:Yes Randomisation method described:Yes Described as double blind:Yes Blind method described:No Follow-ups described:Yes
Participants	Inclusion criteria: Age greater than 18. CD of the colitis, ileitis or both. CD in remission for 1 month prior to randomisation. Remission was defined as assessed by investigator and by CDAI <150. No steroid use one month prior to study
Interventions	Oral 5-ASA vs placebo. Allocation: 167 patients allocated to 5-ASA, and 161 patients allocated to placebo. Name 5-ASA: Olsalazine. Manufacturer: Kabi Pharmacia. Dose: 2 g per day
Outcomes	Relapse measured at: 12 months. Definition of relapse: CDAI > 150 or an increase in the CDAI score by 60 or more from the baseline score at week 0 or clinical relapse (need for additional therapy or surgery)
Notes	

Risk of bias

Bias	Authors' judgement	Support for judgement
Random sequence generation (selection bias)	Low risk	Quote: "computer generated randomization"
Allocation concealment (selection bias)	Unclear risk	Not described
Blinding of participants and personnel (performance bias) All outcomes	Low risk	Quote: "the trial was randomised, double-blind, parallel study" Quote: "Identical placebos were provided by Kabi Pharmacia"
Blinding of outcome assessment (detection bias) All outcomes	Low risk	Patient and physician assessed outcomes were blinded
Incomplete outcome data (attrition bias) All outcomes	Unclear risk	Quote: "More patients in the olsalazine treated group failed to complete a 52 week treatment period than in the placebo treated group (olsalazine 65.9% v placebo

Mahmud 2001 (Continued)

		53.4%)” Quote: “the frequency of intolerable adverse events was higher in the olsalazine than in the placebo treated group (19.8% v 6.2%, respectively)”
Selective reporting (reporting bias)	Low risk	Expected outcomes were reported
Other bias	Low risk	The study appears to be free of other sources of bias

Modigliani 1996

Methods	Randomised, double-blind, stratified study conducted in 20 Groupe d'Etudes Thérapeutiques des Affections Inflammatoires Digestives (GETAID) centres, 19 from France and 1 from Belgium	
Participants	Patients (N =129) aged 15 years or older with active CD (CDAI > 200) Specific inclusion criteria: patients with active CD (CDAI > 200); if they were 15 years or older with CD of the small intestine, recto-colon, or both as documented by barium radiographs and/or colonoscopy within 12 months before inclusion Specific exclusion criteria: imminent need for surgery, purely anorectal CD, contraindication to corticosteroids, previous hypersensitivity to salicylates or intolerance to mesalamine, and liver or kidney insufficiency; patients in whom mesalamine had clearly failed to maintain remissions (i.e., if the attack leading to pre-inclusion had occurred while they were on mesalamine at a daily dose of > 3 g for more than 2 months)	
Interventions	Patients with active CD were pre-included in the study and were administered oral prednisolone (1 mg/kg once a day) for 3-7 weeks Patients achieving clinical remission within this time frame were included in the trial and randomly assigned within each centre and stratum to be administered daily either 4 g of mesalamine (Pentasa) or identical placebo tablets Prednisolone was tapered in steps of 10 mg per 10 days to a dose of 0.5 mg/kg/day and then in steps of 5 mg per 10 days to complete discontinuation	
Outcomes	Treatment failure defined as a failure to discontinue steroids (secondary steroid resistance, steroid dependence, or surgery because of CD) or a relapse (CDAI > 150 and a 100-point increase above inclusion value and/or need for surgery) during the 1-year follow-up	
Notes		
<i>Risk of bias</i>		
Bias	Authors' judgement	Support for judgement
Random sequence generation (selection bias)	Unclear risk	Not described

Modigliani 1996 (Continued)

Allocation concealment (selection bias)	Unclear risk	Not described
Blinding of participants and personnel (performance bias) All outcomes	Low risk	Quote: “randomized, double-blind, stratified design” Quote: “identical tablets containing 500 mg of mesalazine or placebo were prepared”
Blinding of outcome assessment (detection bias) All outcomes	Low risk	Patient and physician assessed outcomes were blinded
Incomplete outcome data (attrition bias) All outcomes	Low risk	Dropouts were balanced across treatment groups with similar reasons for withdrawal
Selective reporting (reporting bias)	Low risk	Expected outcomes were reported
Other bias	Low risk	The study appears to be free of other sources of bias

Prantera 1992

Methods	Multicentre study. Described as randomised:Yes Randomisation method described:Yes Described as double blind:Yes Blind method described:Yes Follow-ups described:Yes
Participants	Inclusion criteria: Aged between 18 and 65. CD of the ileum, colon or both. CD in remission between 3 and 24 months. Remission defined as CDAI<150. No steroid use 3 months prior to study
Interventions	Oral 5-ASA vs placebo. Allocation: 64 patients allocated to 5-ASA, and 61 patients allocated to placebo. Name 5-ASA: Asacol. Manufacturer: Giuliani, Milan. Dose: 2.4 g / day
Outcomes	Relapse measured at: 12 months. Definition of relapse: CDAI > 150 with an increase of 100 points over the baseline value, confirmed at a second visit 1 week later
Notes	

Risk of bias

Bias	Authors' judgement	Support for judgement
Random sequence generation (selection bias)	Low risk	Quote: “computer-generated randomization list”
Allocation concealment (selection bias)	Low risk	Quote: “study medications were centrally packaged”

Prantera 1992 (Continued)

Blinding of participants and personnel (performance bias) All outcomes	Low risk	Double-blind study Quote: "Eligible patients were randomly allocated to receive either 5-ASA or identical placebo tablets for 12 months"
Blinding of outcome assessment (detection bias) All outcomes	Low risk	Patient and physician assessed outcomes were blinded
Incomplete outcome data (attrition bias) All outcomes	Low risk	Quote: "Eight patients, 5 on 5-ASA and 3 on placebo, were withdrawn from the trial because of adverse reactions" Quote: "One patient was lost to follow-up." Quote: "Two patients in the 5-ASA group elected to stop treatment"
Selective reporting (reporting bias)	Unclear risk	Although some posthoc subgroup analysis performed were not prespecified these subgroup analyses would generally be expected for this type of study
Other bias	Low risk	The study appears to be free of other sources of bias

Sutherland 1997

Methods	Multicentre study. Described as randomised:Yes Randomisation method described:Yes Described as double blind:Yes Blind method described:Yes Follow-ups described:Yes	
Participants	Inclusion criteria: Age greater than 18. CD location restrictions not mentioned. CD in remission for 1 month, but at least 2 flare-ups within the last 4 years, one within the last 18 months or a recent resection. Remission defined as CDAI<150 at baseline and no symptoms within last 30 days. No steroid use within a month of study	
Interventions	Oral 5-ASA vs placebo. Allocation: 141 patients allocated to 5-ASA, and 152 patients allocated to placebo. Name 5-ASA: microsphere coated with ethylcellulose, Mesalamine. Manufacturer: Not provided by authors. Dose: 3 g per day	
Outcomes	Relapse measured at: 12 months. Definition of relapse: 1st occurrence of a CDAI that was >150 as well as the absolute value of at least 60 points higher than baseline or where physician diagnosed a flare-up of disease but a full diary card was not available for the calculation of the final CDAI	
Notes		
<i>Risk of bias</i>		
Bias	Authors' judgement	Support for judgement

Sutherland 1997 (Continued)

Random sequence generation (selection bias)	Low risk	Quote: "computer-generated randomization scheme"
Allocation concealment (selection bias)	Low risk	Quote: "medication was packaged by the sponsor and dispensed to each center in coded identical-appearing boxes"
Blinding of participants and personnel (performance bias) All outcomes	Low risk	Double-blind study Quote: "Medication was dispensed in bottles containing identical appearing capsules of either 250 mg mesalamine or placebo"
Blinding of outcome assessment (detection bias) All outcomes	Low risk	Patient and physician assessed outcomes were blinded Quote: "the statistical analysis was performed using SAS Version 6.04 by a third party"
Incomplete outcome data (attrition bias) All outcomes	Low risk	Drop-outs balanced across intervention groups with similar reasons for withdrawal Quote: "Forty-seven patients were withdrawn within 28 days after entry into the study. Twenty-five reported a relapse (11 mesalamine-treated and 14 placebo-treated patients), and 22 were withdrawn for failure to comply with the protocol (12 mesalmine and 10 placebo-treated patients)"
Selective reporting (reporting bias)	Unclear risk	Although some subgroup analyses were not prespecified these analyses would generally be expected for this type of study
Other bias	Low risk	The study appears to be free of other sources of bias

Thomson 1995

Methods	Multicentre study. Described as randomised:Yes Randomisation method described:Yes Described as double blind:Yes Blind method described:Yes Follow-ups described:Yes
Participants	Inclusion criteria: Aged between 18 and 70. CD of the ileum, colon or both. CD in remission but had one period of activity within the previous 28 months. Remission defined as CDAI<150. No steroid use within month of study
Interventions	Oral 5-ASA vs placebo. Allocation: 102 patients allocated to 5-ASA, and 105 patients allocated to placebo. Name 5-ASA: Claversal / Mesasal. Manufacturer: Smith Kline, Beecham. Dose: 1.5 g b.d

Thomson 1995 (Continued)

Outcomes	Relapse measured at: 12 months. Definition of relapse: CDAI > 150 with at least a 60-point increase from the baseline index score	
Notes	Originally presented as 2 parts 'Colitis or ileocolitis' and 'Ileitis'	
Risk of bias		
Bias	Authors' judgement	Support for judgement
Random sequence generation (selection bias)	Low risk	Quote: "randomization with Procplan in SAS"
Allocation concealment (selection bias)	Low risk	All study medications were supplied in blister packets of six tablets which were indistinguishable from one another
Blinding of participants and personnel (performance bias) All outcomes	Low risk	Double-blind study Quote: "All study medications (mesalazine and matching placebo) were supplied in blister packets"
Blinding of outcome assessment (detection bias) All outcomes	Low risk	Patient and investigator assessed outcomes were blinded
Incomplete outcome data (attrition bias) All outcomes	Low risk	Drop-outs balanced across intervention groups with similar reasons for withdrawal Quote: "106 patients (51 in the mesalazine group and 55 in the placebo group) were withdrawn from the study due to adverse events"
Selective reporting (reporting bias)	Low risk	Expected outcomes were reported
Other bias	Low risk	The study appears to be free of other sources of bias

Wellman 1988

Methods	Randomised, double-blind, placebo-controlled study conducted for one year
Participants	Patients (N = 66) with Crohn's disease in remission (CDAI < 150) for at least 3 months without steroids; diagnosis was confirmed by characteristic endoscopy or radiologic findings
Interventions	Study population was randomised to receive mesalazine or placebo in blocks of four patients

Wellman 1988 (Continued)

Outcomes	Number of relapses was assessed. Adverse reactions were also assessed	
Notes		
<i>Risk of bias</i>		
Bias	Authors' judgement	Support for judgement
Random sequence generation (selection bias)	Unclear risk	Not described
Allocation concealment (selection bias)	Unclear risk	Not described
Blinding of participants and personnel (performance bias) All outcomes	Unclear risk	Double-blind study Not described
Blinding of outcome assessment (detection bias) All outcomes	Unclear risk	Not described
Incomplete outcome data (attrition bias) All outcomes	Low risk	Quote: "two patients in the treatment group were noncompliant...data of these patients were not evaluated"
Selective reporting (reporting bias)	Low risk	Expected outcomes were reported
Other bias	Low risk	The study appears to be free of other sources of bias

Characteristics of excluded studies [ordered by study ID]

Study	Reason for exclusion
Anthonisen 1974	Patients were not in remission
Bresci 1991	Not an RCT - alternate allocation
Bresci 1994	Not an RCT - alternate allocation
Brignola 1992	Treatment duration < 6 months (4 months)
Camma 1997	Not an RCT - systematic review
Ewe 1976	Study compared sulphasalazine to placebo, not 5-ASA to placebo or sulphasalazine

(Continued)

Hanauer 1993	Not an RCT - clinical trial
Lennard-Jones 1977	Wrong comparator - study compared sulphasalazine to placebo, not 5-ASA to placebo or sulphasalazine
Lichtenstein 2009	Not an RCT: open-label, compassionate-use, pre-marketing clinical trial
Luthra 2002	This paper comments on the Mahmud 2001 study
Malchow 1981	Wrong comparator - study compared sulphasalazine to placebo, not 5-ASA to placebo or sulphasalazine
Malchow 1984	Wrong comparator: study compared sulphasalazine to placebo, not 5-ASA to placebo or sulphasalazine
Nakshabendi 1992	Not an RCT - retrospective cohort study
Schreiber 1994	Wrong comparator - study compared 5-ASA to 4-ASA, not 5-ASA to placebo or sulphasalazine
Summers 1979	Wrong comparator: study compared sulphasazline to placebo, not 5-ASA to placebo or 5-ASA to sulphasalazine

DATA AND ANALYSES

Comparison 1. 5-ASA compared to placebo

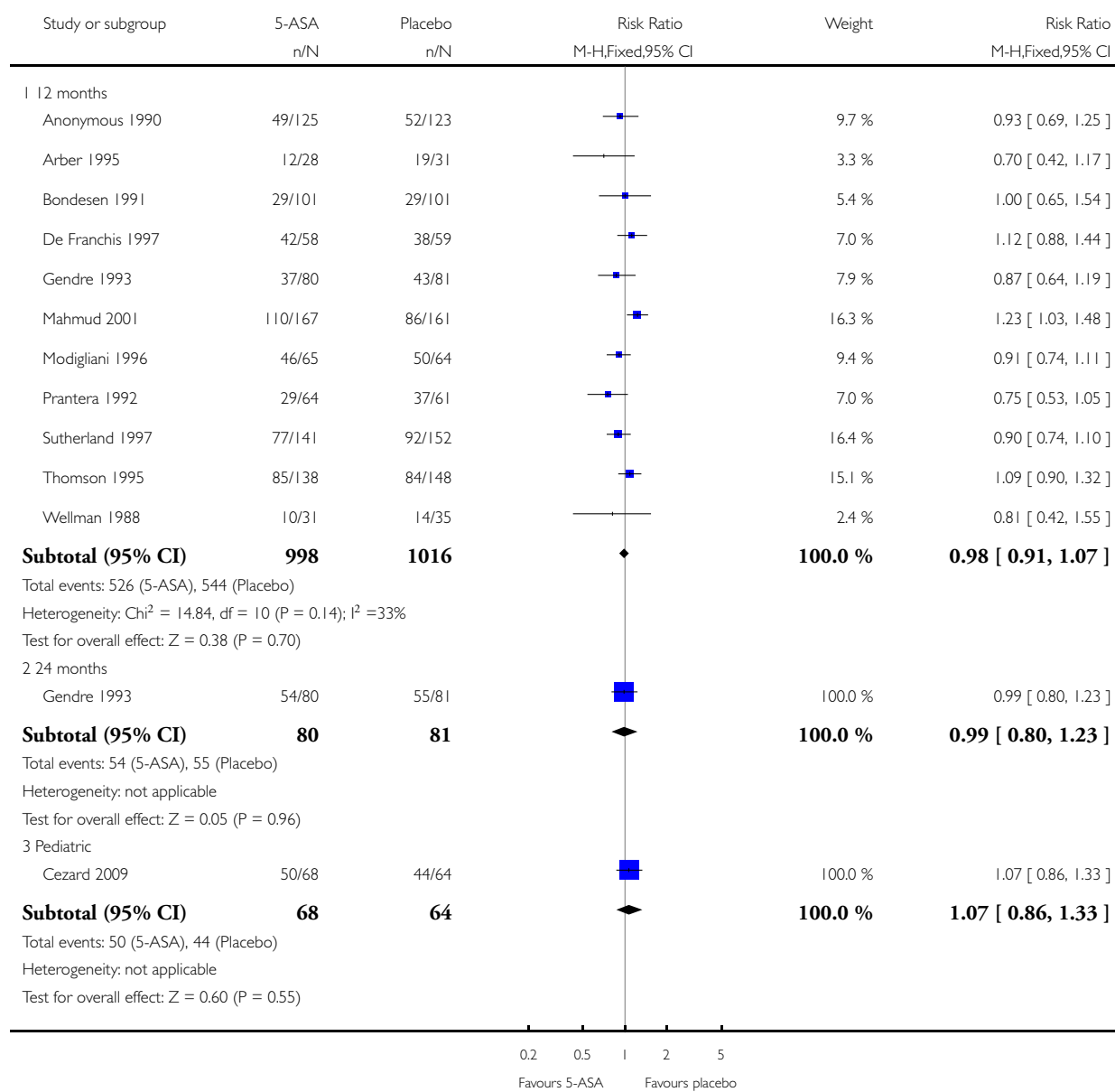
Outcome or subgroup title	No. of studies	No. of participants	Statistical method	Effect size
1 Relapse, drop-outs classed as relapse, grouped by length of follow-up	12		Risk Ratio (M-H, Fixed, 95% CI)	Subtotals only
1.1 12 months	11	2014	Risk Ratio (M-H, Fixed, 95% CI)	0.98 [0.91, 1.07]
1.2 24 months	1	161	Risk Ratio (M-H, Fixed, 95% CI)	0.99 [0.80, 1.23]
1.3 Pediatric	1	132	Risk Ratio (M-H, Fixed, 95% CI)	1.07 [0.86, 1.33]
2 Sensitivity analysis - Relapse, drop-outs classed as relapse, grouped by length of follow-up, random effects	12		Risk Ratio (M-H, Random, 95% CI)	Subtotals only
2.1 12 months	11	2014	Risk Ratio (M-H, Random, 95% CI)	0.98 [0.88, 1.08]
2.2 24 months	1	161	Risk Ratio (M-H, Random, 95% CI)	0.99 [0.80, 1.23]
2.3 Pediatric	1	132	Risk Ratio (M-H, Random, 95% CI)	1.07 [0.86, 1.33]
3 Sensitivity analysis - Relapse, drop-outs ignored, grouped by length of follow-up	12		Risk Ratio (M-H, Fixed, 95% CI)	Subtotals only
3.1 12 Months	10	1438	Risk Ratio (M-H, Fixed, 95% CI)	0.90 [0.79, 1.01]
3.2 24 Months	1	119	Risk Ratio (M-H, Fixed, 95% CI)	0.94 [0.68, 1.29]
3.3 Pediatric	1	102	Risk Ratio (M-H, Fixed, 95% CI)	0.97 [0.72, 1.31]
4 Sensitivity analysis - Relapse, drop-outs ignored, grouped by length of follow-up, random effects	12		Risk Ratio (M-H, Random, 95% CI)	Subtotals only
4.1 12 Months	10	1438	Risk Ratio (M-H, Random, 95% CI)	0.89 [0.76, 1.05]
4.2 24 Months	1	119	Risk Ratio (M-H, Random, 95% CI)	0.94 [0.68, 1.29]
4.3 Pediatric	1	102	Risk Ratio (M-H, Random, 95% CI)	0.97 [0.72, 1.31]
5 Adverse events	10	1814	Risk Ratio (M-H, Fixed, 95% CI)	1.05 [0.95, 1.17]
6 Withdrawals due to adverse events	10	1833	Risk Ratio (M-H, Fixed, 95% CI)	1.11 [0.88, 1.38]
7 Serious adverse events	3	576	Risk Ratio (M-H, Fixed, 95% CI)	1.43 [0.24, 8.44]
8 Relapse, drop-outs classed as relapse, grouped by length of follow-up	11	2014	Odds Ratio (M-H, Fixed, 95% CI)	0.97 [0.81, 1.16]

Analysis 1.1. Comparison 1 5-ASA compared to placebo, Outcome 1 Relapse, drop-outs classed as relapse, grouped by length of follow-up.

Review: Oral 5-aminosalicylic acid for maintenance of medically-induced remission in Crohn's disease

Comparison: 1 5-ASA compared to placebo

Outcome: 1 Relapse, drop-outs classed as relapse, grouped by length of follow-up

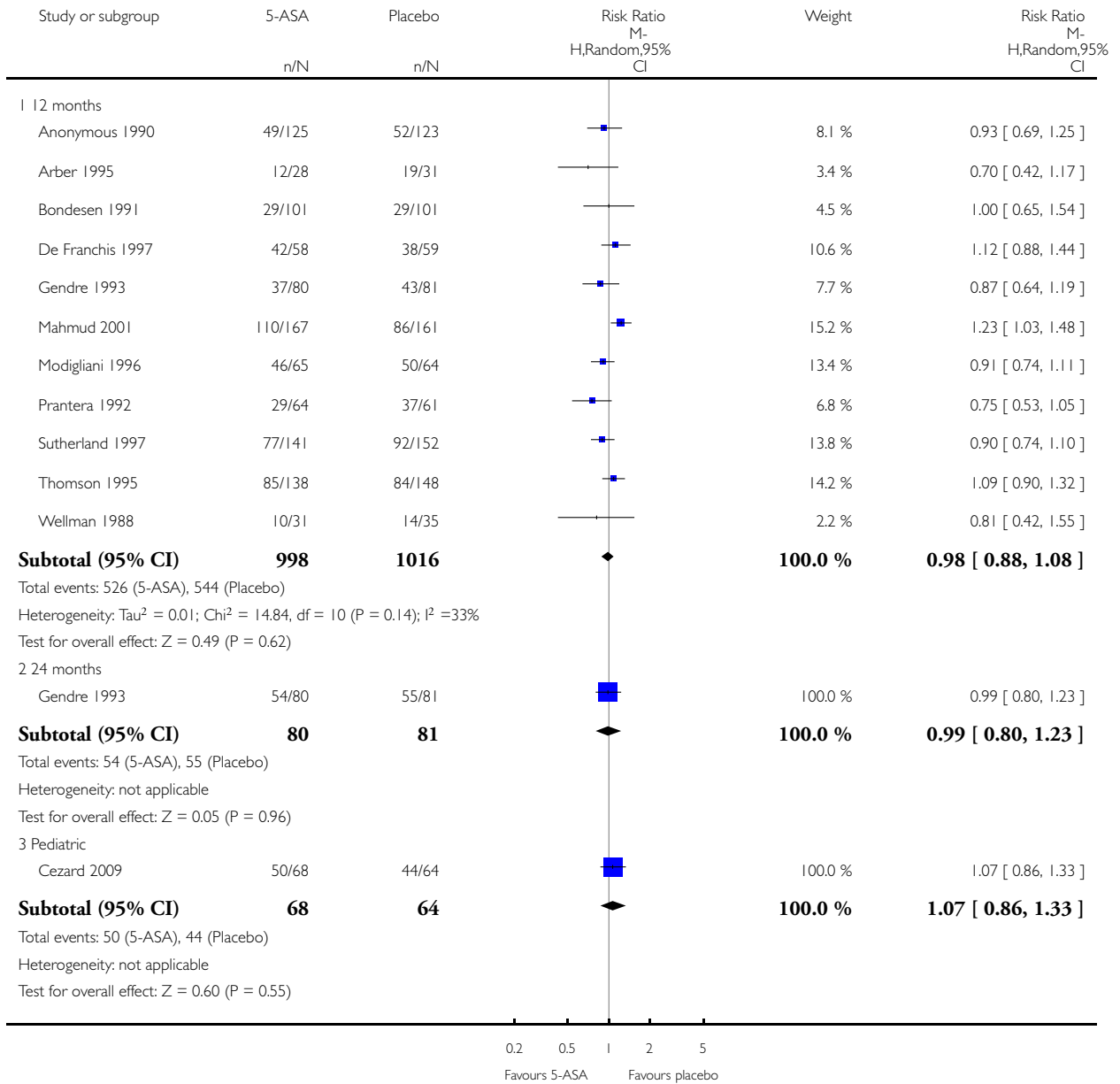


Analysis 1.2. Comparison 1 5-ASA compared to placebo, Outcome 2 Sensitivity analysis - Relapse, drop-outs classed as relapse, grouped by length of follow-up, random effects.

Review: Oral 5-aminosalicylic acid for maintenance of medically-induced remission in Crohn's disease

Comparison: 1 5-ASA compared to placebo

Outcome: 2 Sensitivity analysis - Relapse, drop-outs classed as relapse, grouped by length of follow-up, random effects

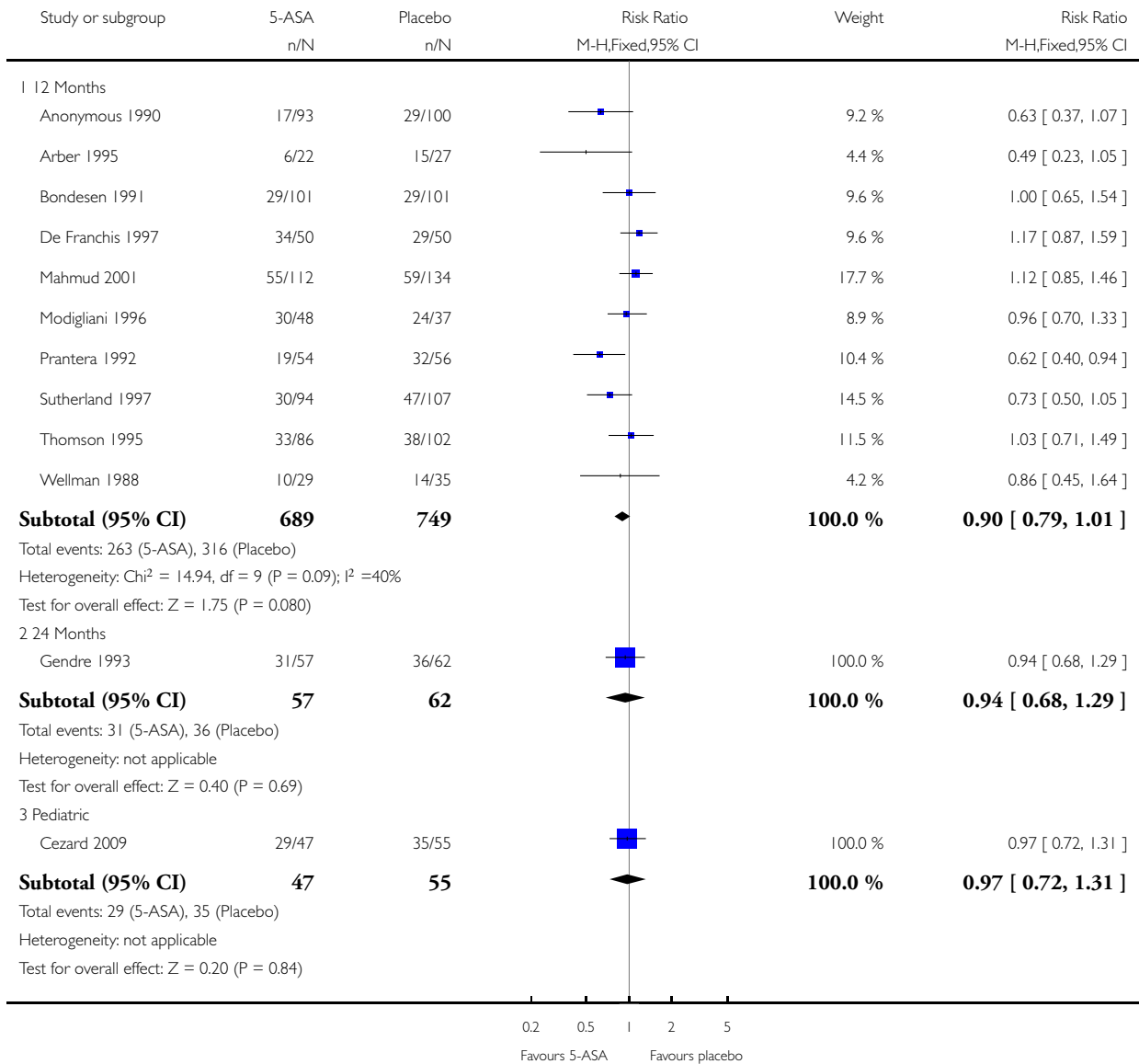


Analysis 1.3. Comparison 1 5-ASA compared to placebo, Outcome 3 Sensitivity analysis - Relapse, drop-outs ignored, grouped by length of follow-up.

Review: Oral 5-aminosalicylic acid for maintenance of medically-induced remission in Crohn's disease

Comparison: 1 5-ASA compared to placebo

Outcome: 3 Sensitivity analysis - Relapse, drop-outs ignored, grouped by length of follow-up

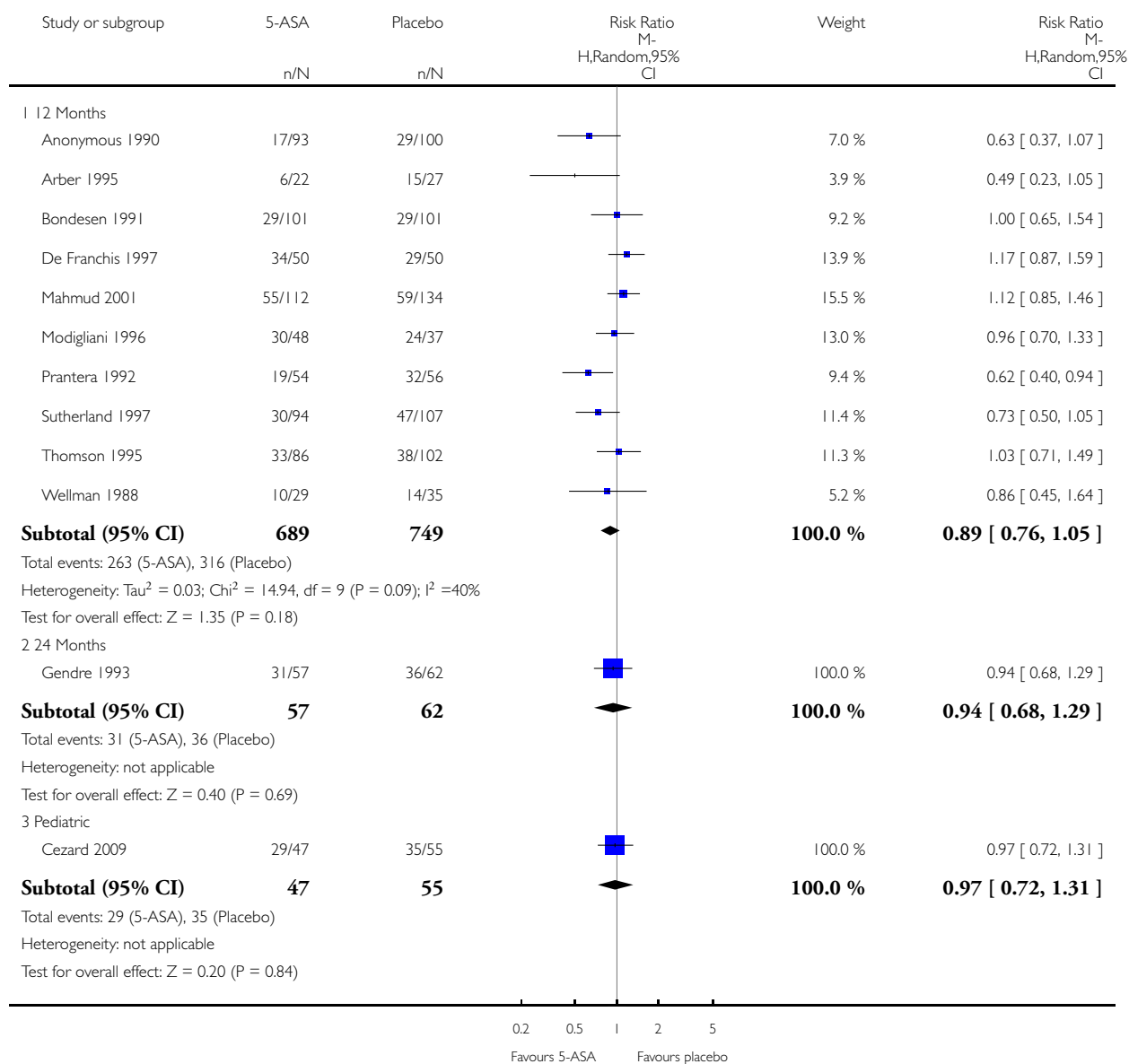


Analysis 1.4. Comparison 1 5-ASA compared to placebo, Outcome 4 Sensitivity analysis - Relapse, drop-outs ignored, grouped by length of follow-up, random effects.

Review: Oral 5-aminosalicylic acid for maintenance of medically-induced remission in Crohn's disease

Comparison: 1 5-ASA compared to placebo

Outcome: 4 Sensitivity analysis - Relapse, drop-outs ignored, grouped by length of follow-up, random effects

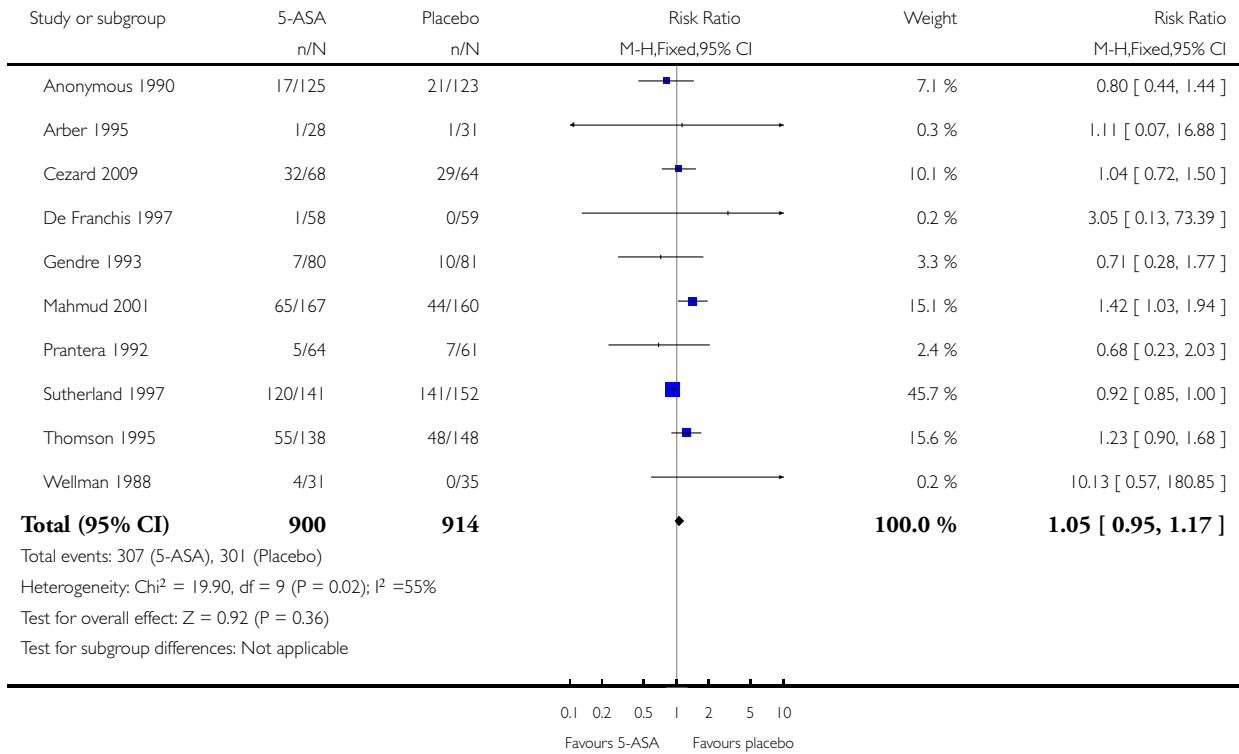


Analysis 1.5. Comparison 1 5-ASA compared to placebo, Outcome 5 Adverse events.

Review: Oral 5-aminosalicylic acid for maintenance of medically-induced remission in Crohn's disease

Comparison: 1 5-ASA compared to placebo

Outcome: 5 Adverse events

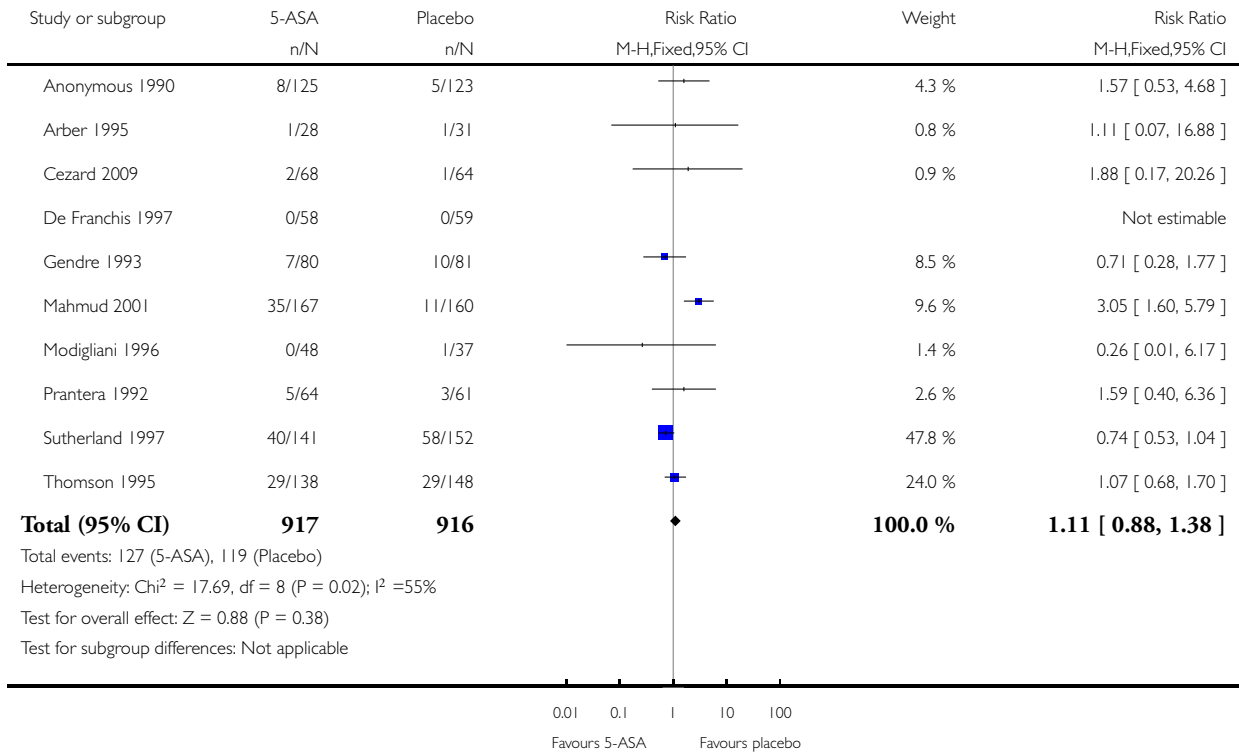


Analysis 1.6. Comparison 1 5-ASA compared to placebo, Outcome 6 Withdrawals due to adverse events.

Review: Oral 5-aminosalicylic acid for maintenance of medically-induced remission in Crohn's disease

Comparison: 1 5-ASA compared to placebo

Outcome: 6 Withdrawals due to adverse events

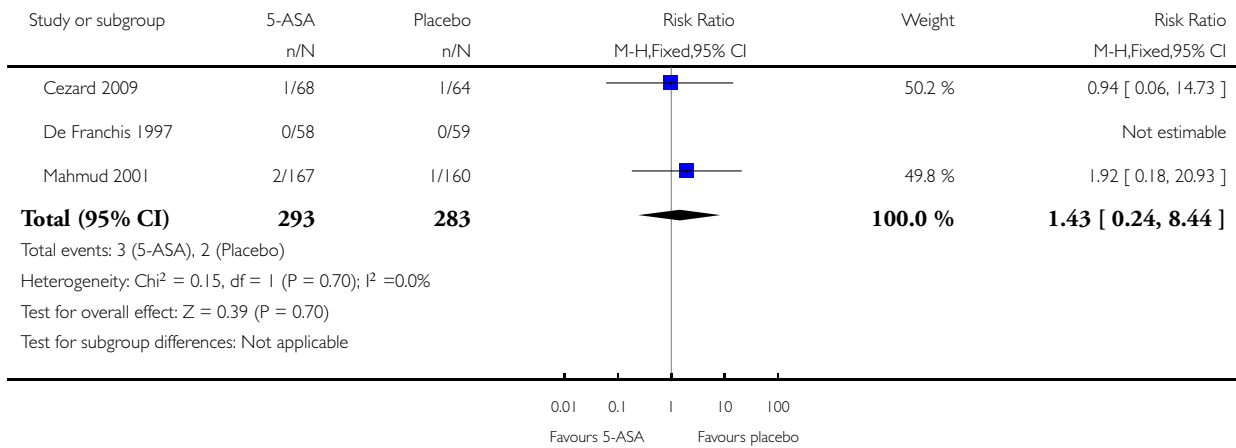


Analysis 1.7. Comparison 1 5-ASA compared to placebo, Outcome 7 Serious adverse events.

Review: Oral 5-aminosalicylic acid for maintenance of medically-induced remission in Crohn's disease

Comparison: 1 5-ASA compared to placebo

Outcome: 7 Serious adverse events

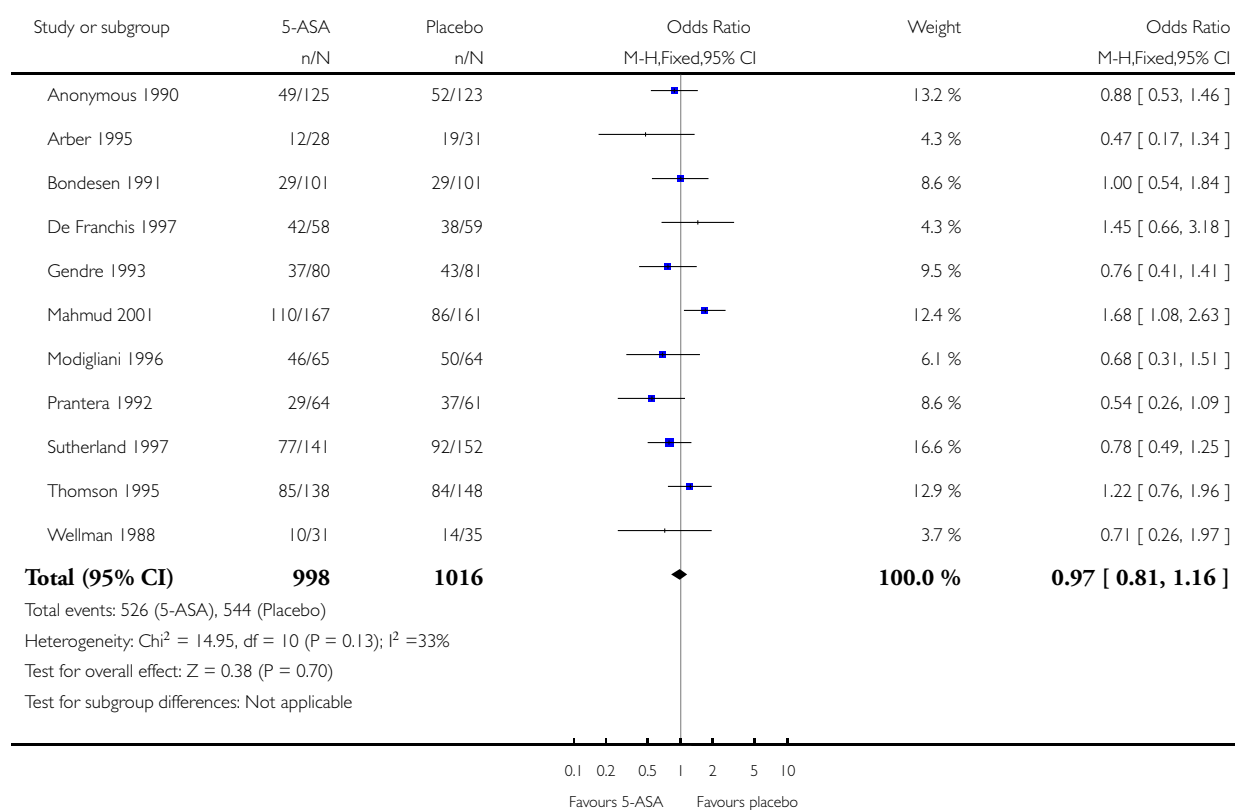


Analysis 1.8. Comparison 1 5-ASA compared to placebo, Outcome 8 Relapse, drop-outs classed as relapse, grouped by length of follow-up.

Review: Oral 5-aminosalicylic acid for maintenance of medically-induced remission in Crohn's disease

Comparison: 1 5-ASA compared to placebo

Outcome: 8 Relapse, drop-outs classed as relapse, grouped by length of follow-up



ADDITIONAL TABLES

Table 1. Randomised patients with unknown outcome

Study	Total Unknown - n(%)	5-ASA unknown - n(%)	Placebo unknown - n(%)
Anonymous 1990	55 (22%)	23 (19%)	32 (26%)
Arber 1995	10 (17%)	6 (21%)	4 (13%)
Cezard 2009	30 (23%)	21 (31%)	9 (14%)

Table 1. Randomised patients with unknown outcome (Continued)

De Franchis 1997	17 (14%)	8 (14%)	9 (15%)
Gendre 1993 (Eng)	42 (26%)	23 (29%)	19 (23%)
Mahmud 2001	82 (25%)	55 (33%)	27 (17%)
Modigliani 1996	44 (34%)	17 (26%)	27 (42%)
Prantera 1992	15 (12%)	10 (16%)	5 (8%)
Sutherland 1997	92 (31%)	47 (33%)	45 (30%)
Thompson 1995	98 (34%)	52 (38%)	46 (31%)
Wellman 1988	2 (3%)	2 (6%)	0 (0%)

APPENDICES

Appendix I. MEDLINE, EMBASE, CENTRAL and Cochrane IBD Specialized Register Search Strategies

MEDLINE

1. random\$.tw.
2. factorial\$.tw.
3. (crossover\$ or cross over\$ or cross-over\$).tw.
4. placebo\$.tw.
5. single blind.mp.
6. double blind.mp.
7. triple blind.mp.
8. (singl\$ adj blind\$).tw.
9. (double\$ adj blind\$).tw.
10. (tripl\$ adj blind\$).tw.
11. assign\$.tw.
12. allocat\$.tw.
13. crossover procedure/
14. double blind procedure/
15. single blind procedure/
16. triple blind procedure/
17. randomized controlled trial/
18. or/1-17
19. (exp animal/ or animal.hw. or nonhuman/) not (exp human/ or human cell/ or (human or humans).ti.)
20. 18 not 19
21. (crohn).mp.
22. exp Crohn disease/

23. ileitis.mp.
24. (inflammatory bowel disease* or IBD).mp.
25. or/21-24
26. 20 and 25
27. 5-aminosalicylic acid.mp.
28. 5-ASA.mp.
29. Mesalazine.mp. or mesalamine.mp.
30. Sulfasalazine.mp.
31. balsalazide.mp.
32. osalazine.mp.
33. (aminosalicylic or aminosalicylate).mp.
34. or/26-33
35. 26 and 34

EMBASE

1. random\$.tw.
2. factorial\$.tw.
3. (crossover\$ or cross over\$ or cross-over\$).tw.
4. placebo\$.tw.
5. single blind.mp.
6. double blind.mp.
7. triple blind.mp.
8. (singl\$ adj blind\$).tw.
9. (double\$ adj blind\$).tw.
10. (tripl\$ adj blind\$).tw.
11. assign\$.tw.
12. allocat\$.tw.
13. crossover procedure/
14. double blind procedure/
15. single blind procedure/
16. triple blind procedure/
17. randomized controlled trial/
18. or/1-17
19. (exp animal/ or animal.hw. or nonhuman/) not (exp human/ or human cell/ or (human or humans).ti.)
20. 18 not 19
21. (crohn).mp.
22. exp Crohn disease/
23. ileitis.mp.
24. (inflammatory bowel disease* or IBD).mp.
25. or/21-24
26. 20 and 25
27. 5-aminosalicylic acid.mp.
28. 5-ASA.mp.
29. Mesalazine.mp. or mesalamine.mp.
30. Sulfasalazine.mp.
31. balsalazide.mp.
32. osalazine.mp.
33. (aminosalicylic or aminosalicylate).mp.
34. or/26-33
35. 26 and 34

CENTRAL

- #1 MeSH descriptor: [Crohn Disease] explode all trees
 #2 Crohn
 #3 ileitis

#4 inflammatory bowel disease

#5 IBD

#6 #1 or #2 or #3 or #4 or #5

#7 (5-aminosalicylic acid) OR (5-ASA) OR (mesalazine) OR (mesalamine) OR (sulfasalazine) OR (balsalazide) OR (osalazine) OR (aminosalicylic) OR (aminosalicylate)

#8 #6 and #7

Cochrane IBD Group Specialized Register

1. (Crohn OR ileitis OR inflammatory bowel disease OR IBD) (ti/ab)

2. (5-aminosalicylic acid) OR (5-ASA) OR (mesalazine) OR (mesalamine) OR (sulfasalazine) OR (balsalazide) OR (osalazine) OR (aminosalicylic) OR (aminosalicylate)

3. 1 AND 2

WHAT'S NEW

Last assessed as up-to-date: 8 June 2016.

Date	Event	Description
8 June 2016	New citation required but conclusions have not changed	Updated review with two new authors. Conclusions did not change
8 June 2016	New search has been performed	New literature search performed on 8 June 2016. Five new studies were added

DECLARATIONS OF INTEREST

Anthony K Akobeng: None known

Dongni Zhang: None known

Morris Gordon has received a travel grants from various companies to attend scientific meetings to present results or chair sessions. These companies have had no input or involvement in any aspect of the review process during this or any previous systematic reviews carried out by Morris Gordon.

John K MacDonald: None known

DIFFERENCES BETWEEN PROTOCOL AND REVIEW

Partial funding for the Cochrane IBD Group (April 1, 2016 - March 31, 2018) has been provided by Crohn's and Colitis Canada (CCC).

INDEX TERMS

Medical Subject Headings (MeSH)

Administration, Oral; Anti-Inflammatory Agents, Non-Steroidal [*administration & dosage]; Crohn Disease [*prevention & control]; Mesalamine [*administration & dosage]; Remission Induction; Secondary Prevention; Sulfasalazine [administration & dosage]

MeSH check words

Humans